


Alexa Fluor® 647 Anti-COX1 / Cyclooxygenase 1 antibody  
[EPR5866] ab199202

重组 RabMAb

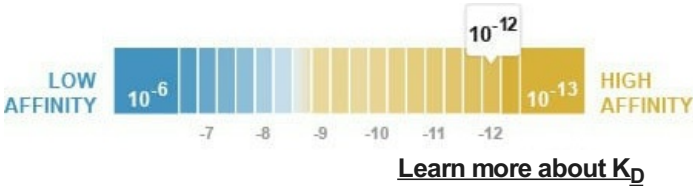
2 图像

概述

产品名称	Alexa Fluor® 647荧光Anti-COX1 / Cyclooxygenase 1抗体[EPR5866]
描述	Alexa Fluor® 647荧光兔单克隆抗体[EPR5866] to COX1 / Cyclooxygenase 1
宿主	Rabbit
偶联物	Alexa Fluor® 647. Ex: 652nm, Em: 668nm
经测试应用	适用于: ICC/IF
种属反应性	与反应: Human 预测可用于: Mouse, Rat 
免疫原	Synthetic peptide. This information is proprietary to Abcam and/or its suppliers.
阳性对照	NIH3T3, HACAT, Neuro -2a, C2C12, A431, and L6 cell lysates; Human skin tissue; HeLa cells. ICC/IF: HeLa cells
常规说明	<p>Our RabMAb® technology is a patented hybridoma-based technology for making rabbit monoclonal antibodies. For details on our patents, please refer to <a href="#">RabMAb® patents</a>.</p> <p>Alexa Fluor® is a registered trademark of Molecular Probes, Inc, a Thermo Fisher Scientific Company. The Alexa Fluor® dye included in this product is provided under an intellectual property license from Life Technologies Corporation. As this product contains the Alexa Fluor® dye, the purchase of this product conveys to the buyer the non-transferable right to use the purchased product and components of the product only in research conducted by the buyer (whether the buyer is an academic or for-profit entity). As this product contains the Alexa Fluor® dye the sale of this product is expressly conditioned on the buyer not using the product or its components, or any materials made using the product or its components, in any activity to generate revenue, which may include, but is not limited to use of the product or its components: (i) in manufacturing; (ii) to provide a service, information, or data in return for payment (iii) for therapeutic, diagnostic or prophylactic purposes; or (iv) for resale, regardless of whether they are sold for use in research. For information on purchasing a license to this product for purposes other than research, contact Life Technologies Corporation, 5781 Van Allen Way, Carlsbad, CA 92008 USA or <a href="mailto:outlicensing@thermofisher.com">outlicensing@thermofisher.com</a>.</p>

性能

形式	Liquid
存放说明	Shipped at 4°C. Store at +4°C short term (1-2 weeks). Upon delivery aliquot. Store at -20°C. Avoid freeze / thaw cycle. Store In the Dark.
解离常数 (K <sub>D</sub> )	K <sub>D</sub> = 5.50 x 10 <sup>-12</sup> M



存储溶液	pH: 7.40 Preservative: 0.02% Sodium azide Constituents: 30% Glycerol (glycerin, glycerine), PBS, 1% BSA
纯度	Protein A purified
克隆	单克隆
克隆编号	EPR5866
同种型	IgG

应用

The Abpromise guarantee

Abpromise™承诺保证使用ab199202于以下的经测试应用

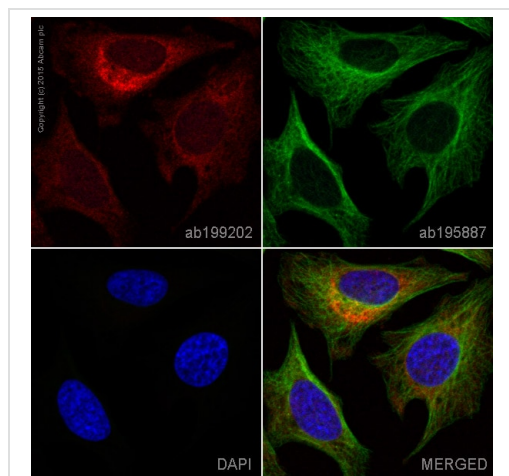
“应用说明”部分 下显示的仅为推荐的起始稀释度;实际最佳的稀释度/浓度应由使用者检定。

应用	Ab评论	说明
ICC/IF		1/1000. This product gave a positive signal in 100% methanol (5 min)

靶标

功能	May play an important role in regulating or promoting cell proliferation in some normal and neoplastically transformed cells.
通路	Lipid metabolism; prostaglandin biosynthesis.
序列相似性	Belongs to the prostaglandin G/H synthase family. Contains 1 EGF-like domain.
细胞定位	Microsome membrane. Endoplasmic reticulum membrane.

图片






Immunocytochemistry/ Immunofluorescence - Alexa Fluor® 647 Anti-COX1 / Cyclooxygenase 1 antibody [EPR5866] (ab199202)

ab199202 staining COX1 / Cyclooxygenase 1 in HeLa cells. The cells were fixed with 100% methanol (5min), permeabilized with 0.1% Triton X-100 for 5 minutes and then blocked with 1% BSA/10% normal goat serum/0.3M glycine in 0.1% PBS-Tween for 1h. The cells were then incubated overnight at +4°C with ab199202 at 1/1000 dilution (shown in red) and **ab195887**, Mouse monoclonal to alpha Tubulin (Alexa Fluor® 488), at 1/250 dilution (shown in green). Nuclear DNA was labelled with DAPI (shown in blue).

Image was taken with a confocal microscope (Leica-Microsystems, TCS SP8).

Why choose a recombinant antibody?

 <p><b>Research with confidence</b> Consistent and reproducible results</p>	 <p><b>Long-term and scalable supply</b> Recombinant technology</p>
 <p><b>Success from the first experiment</b> Confirmed specificity</p>	 <p><b>Ethical standards compliant</b> Animal-free production</p>

Alexa Fluor® 647 Anti-COX1 / Cyclooxygenase 1 antibody [EPR5866] (ab199202)

**Please note:** All products are "FOR RESEARCH USE ONLY. NOT FOR USE IN DIAGNOSTIC PROCEDURES"

### Our Abpromise to you: Quality guaranteed and expert technical support

- Replacement or refund for products not performing as stated on the datasheet
- Valid for 12 months from date of delivery
- Response to your inquiry within 24 hours

- We provide support in Chinese, English, French, German, Japanese and Spanish
- Extensive multi-media technical resources to help you
- We investigate all quality concerns to ensure our products perform to the highest standards

If the product does not perform as described on this datasheet, we will offer a refund or replacement. For full details of the Abpromise, please visit <https://www.abcam.cn/abpromise> or contact our technical team.

#### **Terms and conditions**

---

- Guarantee only valid for products bought direct from Abcam or one of our authorized distributors