

### Anti-Aggrecan antibody [6-B-4] ab3778

重组

★★★★★ 7 Abreviews 168 References 5 图像

#### 概述

|       |   |
|-------|---|
| 产品名称  | Anti-Aggrecan抗体[6-B-4]  |
| 描述    | 小鼠单克隆抗体[6-B-4] to Aggrecan  |
| 宿主    | Mouse   |
| 特异性   | This antibody detects recombinant human Aggrecan by Western Blotting. We have been unable to detect endogenous protein in WB with this antibody. However, there are many citations indicating this antibody is able to detect Aggrecan in endogenous sample lysates.  |
| 经测试应用 | 适用于: WB, IHC-P  |
| 种属反应性 | 与反应: Human, Recombinant fragment  |
| 免疫原   | Synthetic peptide. This information is proprietary to Abcam and/or its suppliers.   |
| 阳性对照  | WB: Recombinant human Aggrecan protein. C-terminal 10 His tagged Human Aggrecan recombinant protein (aa 20 to 675). IHC-P: Human cartilage sections.  |
| 常规说明  | <p>This product has switched from a hybridoma to recombinant production method on 08<sup>th</sup> October 2020.</p> <p>This product is a recombinant monoclonal antibody, which offers several advantages including:</p> <ul style="list-style-type: none"><li>- High batch-to-batch consistency and reproducibility</li><li>- Improved sensitivity and specificity</li><li>- Long-term security of supply</li><li>- Animal-free production</li></ul> <p>For more information <a href="#">see here</a>.</p> |

#### 性能

|                    |   |
|--------------------|---|
| 形式                 | Liquid  |
| 存放说明               | Shipped at 4°C. Store at +4°C short term (1-2 weeks). Upon delivery aliquot. Store at -20°C long term. Avoid freeze / thaw cycle. |
| 存储溶液               | Preservative: 0.01% Sodium azide<br>Constituents: 0.05% BSA, 40% Glycerol (glycerin, glycerine), 59.04% PBS                       |
| 纯度                 | Protein A purified  |
| Primary antibody说明 | This antibody detects aggrecan metabolites (intact or matrix protease-catabolised) in human synovial fluid samples.               |

|      |       |
|------|-------|
| 克隆   | 单克隆   |
| 克隆编号 | 6-B-4 |
| 同种型  | IgG1  |
| 轻链类型 | kappa |

应用

The Abpromise guarantee      **Abpromise™**承诺保证使用ab3778于以下的经测试应用

“应用说明”部分 下显示的仅为推荐的起始稀释度;实际最佳的稀释度/浓度应由使用者检定。

| 应用    | Ab评论      | 说明   |
|-------|-----------|--|
| WB    |           | Use a concentration of 1 µg/ml. Predicted molecular weight: 250 kDa.   |
| IHC-P | ★★★★★ (4) | Use a concentration of 0.05 µg/ml. Perform enzymatic antigen retrieval before commencing with IHC staining protocol. |

靶标

|      |   |
|------|---|
| 相关性  | Aggrecan is a member of a family of large, aggregating proteoglycans (also including versican, brevican and neurocan) which is found in articular cartilage. Aggrecan is composed of three major domains: G1, G2, and G3. Between the G1 and G2 domains there is an interglobulin region (IGD). The IGD region is the major site of cleavage by specific proteases like metalloproteinases (MMPs) and aggrecanase. Aggrecan cleavage has been associated with a number of degenerative diseases including rheumatoid arthritis and osteoarthritis. There is evidence that this family of proteoglycans modulates cell adhesion, migration, and axonal outgrowth in the CNS. |
| 细胞定位 | Secreted; extracellular matrix.   |

图片



Western blot - Anti-Aggrecan antibody [6-B-4] (ab3778)

Anti-Aggrecan antibody [6-B-4] (ab3778) at 1/1000 dilution + C-terminal 10 His tagged Human Aggrecan recombinant protein (aa 20 to 675) 15ng


### Secondary

Peroxidase-Conjugated Goat anti-Mouse IgG (H+L) at 1/10000 dilution

**Predicted band size:** 250 kDa

Buffer and Concentration: 2% BSA/TBST

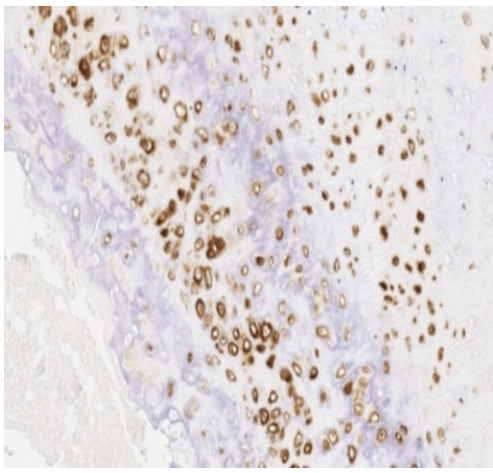
Exposure time: 180 seconds



Western blot - Anti-Aggrecan antibody [6-B-4] (ab3778)

ab3778 was shown to react with recombinant human Aggrecan protein in western blot.

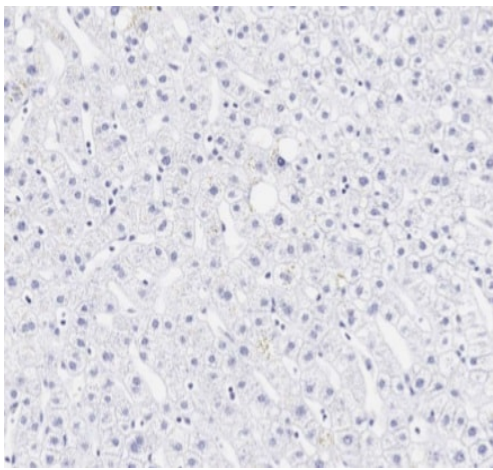
Membranes were blocked in fluorescent western blot (TBS-based) blocking solution before incubation with ab3778 at 1 µg/ml overnight at 4°C. Blots were incubated with Goat anti-Mouse IgG H&L (IRDye®800CW) preabsorbed ([ab216772](#)) at a 1/20000 dilution for 1 hour at RT.



Immunohistochemistry (Formalin/PFA-fixed paraffin-embedded sections) - Anti-Aggrecan antibody [6-B-4] (ab3778)

Secreted staining of cartilage cells.

Staining performed on a Leica BOND RXTM system using the standard protocol F. The section was pre-treated using enzymatic retrieval, for 15mins. The section was then incubated with ab3778, 0.05µg/ml, for 15 mins at room temperature and detected using an HRP conjugated compact polymer system. DAB was used as the chromogen. The section was then counterstained with haematoxylin and mounted with DPX.

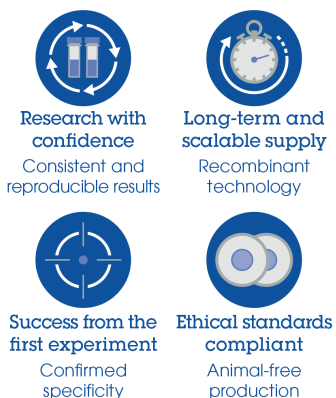


Immunohistochemistry (Formalin/PFA-fixed paraffin-embedded sections) - Anti-Aggrecan antibody [6-B-4] (ab3778)

No staining in negative control tissue (human normal liver).

Staining performed on a Leica BOND RXTM system using the standard protocol F. The section was pre-treated using enzymatic retrieval, for 15mins. The section was then incubated with ab3778, 0.05µg/ml, for 15 mins at room temperature and detected using an HRP conjugated compact polymer system. DAB was used as the chromogen. The section was then counterstained with haematoxylin and mounted with DPX.

### Why choose a recombinant antibody?



Anti-Aggrecan antibody [6-B-4] (ab3778)

**Please note:** All products are "FOR RESEARCH USE ONLY. NOT FOR USE IN DIAGNOSTIC PROCEDURES"

### **Our Abpromise to you: Quality guaranteed and expert technical support**

---

- Replacement or refund for products not performing as stated on the datasheet
- Valid for 12 months from date of delivery
- Response to your inquiry within 24 hours
- We provide support in Chinese, English, French, German, Japanese and Spanish
- Extensive multi-media technical resources to help you
- We investigate all quality concerns to ensure our products perform to the highest standards

If the product does not perform as described on this datasheet, we will offer a refund or replacement. For full details of the Abpromise, please visit <https://www.abcam.cn/abpromise> or contact our technical team.

### **Terms and conditions**

---

- Guarantee only valid for products bought direct from Abcam or one of our authorized distributors