

Anti-AFF4 antibody ab103586

[1 Abreviews](#) [6 References](#) [3 图像](#)

概述

产品名称	Anti-AFF4抗体
描述	兔多克隆抗体to AFF4
宿主	Rabbit
经测试应用	适用于: WB
种属反应性	与反应: Mouse, Human
免疫原	Recombinant full length protein within Human AFF4 aa 1-400. The exact immunogen sequence used to generate this antibody is proprietary information. If additional detail on the immunogen is needed to determine the suitability of the antibody for your needs, please contact our Scientific Support team to discuss your requirements.
阳性对照	Human and Mouse liver tissue lysates; AFF4 transfected 293T cell line lysates
常规说明	<p>The Life Science industry has been in the grips of a reproducibility crisis for a number of years. Abcam is leading the way in addressing this with our range of recombinant monoclonal antibodies and knockout edited cell lines for gold-standard validation. Please check that this product meets your needs before purchasing.</p> <p>If you have any questions, special requirements or concerns, please send us an inquiry and/or contact our Support team ahead of purchase. Recommended alternatives for this product can be found below, along with publications, customer reviews and Q&As</p>

性能

形式	Liquid
存放说明	Shipped at 4°C. Upon delivery aliquot. Store at -20°C or -80°C. Avoid freeze / thaw cycle.
存储溶液	pH: 7.40 Constituent: 100% PBS
纯度	Protein A purified
克隆	多克隆
同种型	IgG

应用

The Abpromise guarantee

Abpromise™ 承诺保证使用 ab103586 于以下的经测试应用

“应用说明”部分下显示的仅为推荐的起始稀释度；实际最佳的稀释度/浓度应由使用者检定。


应用	Ab评论	说明
WB		1/500 - 1/1000. Predicted molecular weight: 127 kDa.

靶标

相关性 May play a role in transcriptional regulation. Component of the cyclin-dependent kinase pair (CDK9/cyclin-T1) complex, also called positive transcription elongation factor b (P-TEFb).


细胞定位 Nuclear

图片



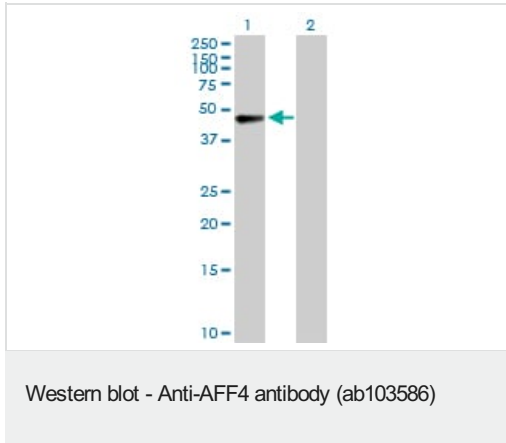
Anti-AFF4 antibody (ab103586) at 1/500 dilution + Human liver tissue lysate at 50 µg

Predicted band size: 127 kDa



Anti-AFF4 antibody (ab103586) at 1/500 dilution + Mouse liver tissue lysate at 50 µg

Predicted band size: 127 kDa



All lanes : Anti-AFF4 antibody (ab103586) at 1/500 dilution

Lane 1 : AFF4 transfected 293T cell line lysate

Lane 2 : Non-transfected 293T cell line lysate

Lysates/proteins at 25 µg per lane.

Predicted band size: 127 kDa

Please note: All products are "FOR RESEARCH USE ONLY. NOT FOR USE IN DIAGNOSTIC PROCEDURES"

Our Abpromise to you: Quality guaranteed and expert technical support

- Replacement or refund for products not performing as stated on the datasheet
- Valid for 12 months from date of delivery
- Response to your inquiry within 24 hours
- We provide support in Chinese, English, French, German, Japanese and Spanish
- Extensive multi-media technical resources to help you
- We investigate all quality concerns to ensure our products perform to the highest standards

If the product does not perform as described on this datasheet, we will offer a refund or replacement. For full details of the Abpromise, please visit <https://www.abcam.cn/abpromise> or contact our technical team.

Terms and conditions

- Guarantee only valid for products bought direct from Abcam or one of our authorized distributors