

Anti-ADCY10/SAC antibody ab203204

★★★★★ [1 Abreviews](#) [4 References](#) [3 图像](#)

概述

产品名称	Anti-ADCY10/SAC抗体
描述	兔多克隆抗体to ADCY10/SAC
宿主	Rabbit
经测试应用	适用于: IHC-P
种属反应性	与反应: Rat, Human
免疫原	Synthetic peptide within Human ADCY10/SAC aa 1100-1200 conjugated to keyhole limpet haemocyanin. The exact immunogen sequence used to generate this antibody is proprietary information. If additional detail on the immunogen is needed to determine the suitability of the antibody for your needs, please contact our Scientific Support team to discuss your requirements. Database link: Q96PN6

 [Run BLAST with](#)

 [Run BLAST with](#)

常规说明

The Life Science industry has been in the grips of a reproducibility crisis for a number of years. Abcam is leading the way in addressing this with our range of recombinant monoclonal antibodies and knockout edited cell lines for gold-standard validation. Please check that this product meets your needs before purchasing.

If you have any questions, special requirements or concerns, please send us an inquiry and/or contact our Support team ahead of purchase. Recommended alternatives for this product can be found below, along with publications, customer reviews and Q&As

性能

形式	Liquid
存放说明	Shipped at 4°C. Store at +4°C short term (1-2 weeks). Upon delivery aliquot. Store at -20°C long term. Avoid freeze / thaw cycle.
存储溶液	pH: 7.40 Preservative: 0.02% Proclin 300 Constituents: 50% Glycerol (glycerin, glycerine), 1% BSA, 48.98% TBS, 1X
纯度	Protein A purified
克隆	多克隆
同种型	IgG

应用

The Abpromise guarantee

Abpromise™承诺保证使用ab203204于以下的经测试应用

“应用说明”部分 下显示的仅为推荐的起始稀释度;实际最佳的稀释度/浓度应由使用者检定。

应用	Ab评论	说明
IHC-P		1/100 - 1/500. Perform heat mediated antigen retrieval with citrate buffer pH 6 before commencing with IHC staining protocol. Use at 1/50 - 1/200 with fluorescent detection methods.

靶标

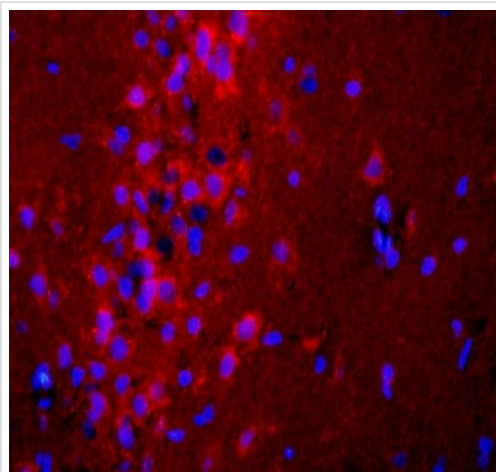
相关性

ADCY10 belongs to a distinct class of mammalian adenylyl cyclase that is soluble and insensitive to G protein or forskolin regulation. It is localized in the cytoplasm and is thought to function as a general bicarbonate sensor throughout the body. It may also play an important role in the generation of cAMP in spermatozoa, implying possible roles in sperm maturation through the epididymis, capacitation, hypermotility, and/or the acrosome reaction.

细胞定位

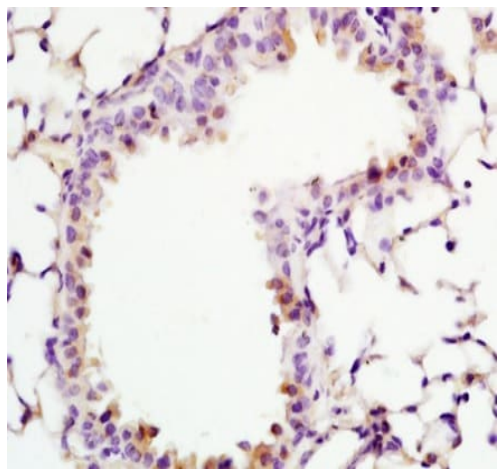
Cell membrane; Peripheral membrane protein; Cytoplasmic side. Cytoplasm, cytoskeleton. Cytoplasm, perinuclear region. Note: Distributed to subcellular compartments containing cAMP targets. Found as a plasma membrane associated protein, protein concentrated in the perinuclear region and protein colocalized with actin or tubulin.

图片



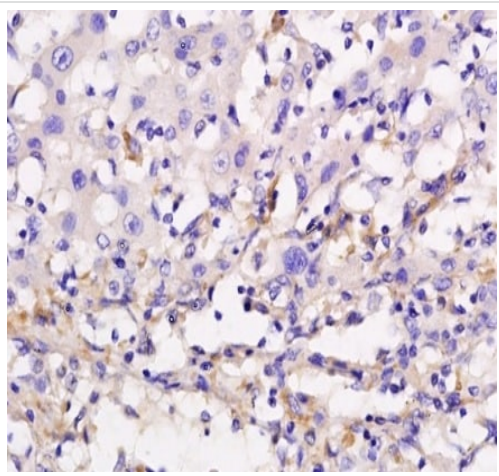
Immunohistochemistry on Formalin/PFA-fixed paraffin-embedded rat brain tissue labeling ADCY10/SAC with ab203204 at a 1/200 dilution, followed by conjugation to the secondary antibody Goat anti-rabbit IgG-Cy3 at a 1/200 dilution.

Immunohistochemistry (Formalin/PFA-fixed paraffin-embedded sections) - Anti-ADCY10/SAC antibody (ab203204)



Immunohistochemistry on Formalin/PFA-fixed paraffin-embedded rat lung tissue labeling ADCY10/SAC with ab203204 at a 1/200 dilution, followed by conjugation to the secondary antibody and DAB staining.

Immunohistochemistry (Formalin/PFA-fixed paraffin-embedded sections) - Anti-ADCY10/SAC antibody (ab203204)



Immunohistochemistry on Formalin/PFA-fixed paraffin-embedded human liver cancer tissue labeling ADCY10/SAC with ab203204 at a 1/100 dilution, followed by conjugation to the secondary antibody and DAB staining.

Immunohistochemistry (Formalin/PFA-fixed paraffin-embedded sections) - Anti-ADCY10/SAC antibody (ab203204)

Please note: All products are "FOR RESEARCH USE ONLY. NOT FOR USE IN DIAGNOSTIC PROCEDURES"

Our Abpromise to you: Quality guaranteed and expert technical support

- Replacement or refund for products not performing as stated on the datasheet
- Valid for 12 months from date of delivery
- Response to your inquiry within 24 hours

- We provide support in Chinese, English, French, German, Japanese and Spanish
- Extensive multi-media technical resources to help you
- We investigate all quality concerns to ensure our products perform to the highest standards

If the product does not perform as described on this datasheet, we will offer a refund or replacement. For full details of the Abpromise, please visit <https://www.abcam.cn/abpromise> or contact our technical team.

Terms and conditions

- Guarantee only valid for products bought direct from Abcam or one of our authorized distributors