

Anti-ADAMTS5 antibody ab41037

★★★★★ [9 Abreviews](#) [159 References](#) [3 图像](#)

概述

产品名称	Anti-ADAMTS5抗体
描述	兔多克隆抗体to ADAMTS5
宿主	Rabbit
经测试应用	适用于: WB
种属反应性	与反应: Mouse, Rat, Human
免疫原	Synthetic peptide corresponding to Human ADAMTS5 aa 600-700 conjugated to keyhole limpet haemocyanin. (Peptide available as ab41036)
常规说明	<p>The Life Science industry has been in the grips of a reproducibility crisis for a number of years. Abcam is leading the way in addressing this with our range of recombinant monoclonal antibodies and knockout edited cell lines for gold-standard validation. Please check that this product meets your needs before purchasing.</p> <p>If you have any questions, special requirements or concerns, please send us an inquiry and/or contact our Support team ahead of purchase. Recommended alternatives for this product can be found below, along with publications, customer reviews and Q&As</p>

性能

形式	Liquid
存放说明	Shipped at 4°C. Store at +4°C short term (1-2 weeks). Upon delivery aliquot. Store at -20°C or -80°C. Avoid freeze / thaw cycle.
存储溶液	<p>pH: 7.40</p> <p>Preservative: 0.02% Sodium azide</p> <p>Constituent: PBS</p> <p>Batches of this product that have a concentration < 1mg/ml may have BSA added as a stabilising agent. If you would like information about the formulation of a specific lot, please contact our scientific support team who will be happy to help.</p>
纯度	Immunogen affinity purified
克隆	多克隆
同种型	IgG

应用

The Abpromise guarantee **Abpromise™**承诺保证使用ab41037于以下的经测试应用

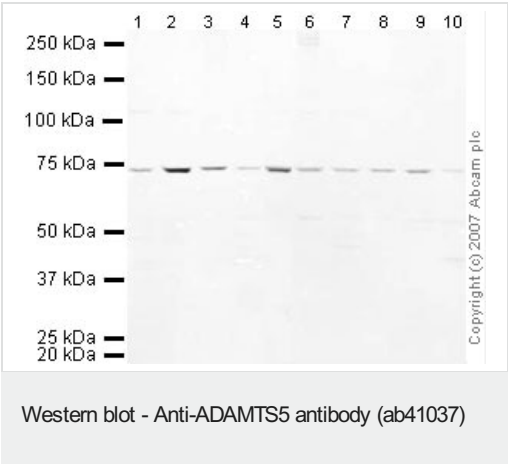
“应用说明”部分 下显示的仅为推荐的起始稀释度;实际最佳的稀释度/浓度应由使用者检定。

应用	Ab评论	说明
WB	★★★★★ (3)	1/250. Detects a band of approximately 73 kDa (predicted molecular weight: 102 kDa). ab41037 appears to detect the 73kDa cleaved form of ADAMTS5. The precursor of this secreted protein is cleaved at a furin cleavage site by a furin endopeptidase.

靶标

功能	Cleaves aggrecan, a cartilage proteoglycan, and may be involved in its turnover. May play an important role in the destruction of aggrecan in arthritic diseases. May play a role in proteolytic processing mostly during the peri-implantation period.
组织特异性	Expressed at low level in placenta primarily but also detected in heart and brain, cervix, uterus, bladder, esophagus, rib cartilage, chondroblastoma, fibrous tissue and a joint capsule from an arthritic patient.
序列相似性	Contains 1 disintegrin domain. Contains 1 peptidase M12B domain. Contains 2 TSP type-1 domains.
结构域	The spacer domain and the TSP type-1 domains are important for a tight interaction with the extracellular matrix. The conserved cysteine present in the cysteine-switch motif binds the catalytic zinc ion, thus inhibiting the enzyme. The dissociation of the cysteine from the zinc ion upon the activation-peptide release activates the enzyme.
翻译后修饰	The precursor is cleaved by a furin endopeptidase.
细胞定位	Secreted > extracellular space > extracellular matrix.

图片



All lanes : Anti-ADAMTS5 antibody (ab41037) at 1/250 dilution

Lane 1 : NIH/3T3 whole cell lysate (**ab7179**)

Lane 2 : MEF1 (Mouse embryonic fibroblast cell line) Whole Cell Lysate

Lane 3 : Brain (Mouse) Tissue Lysate

Lane 4 : Liver (Mouse) Tissue Lysate - normal tissue

Lane 5 : Testis (Mouse) Tissue Lysate - normal tissue

Lane 6 : Spinal Cord (Mouse) Tissue Lysate

Lane 7 : Ovary (Mouse) Tissue Lysate - normal tissue

Lane 8 : PC12 (Rat adrenal pheochromocytoma cell line) Whole Cell Lysate

Lane 9 : Brain (Rat) Tissue Lysate - normal tissue

Lane 10 : Liver (Rat) Tissue Lysate

Lysates/proteins at 10 µg per lane.

Secondary

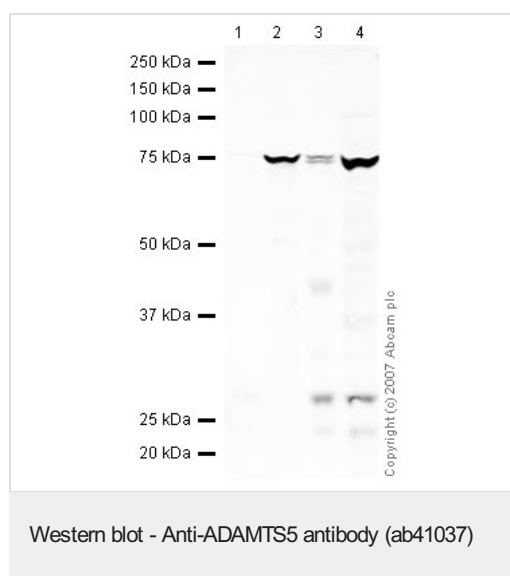
All lanes : IRDye 680 Conjugated Goat Anti-Rabbit IgG (H+L) at 1/10000 dilution

Performed under reducing conditions.

Predicted band size: 102 kDa

Observed band size: 73 kDa

ab41037 appears to detect at 73kDa cleaved form of ADAMTS5. The precursor of this secreted protein is cleaved at a furin cleavage site by a furin endopeptidase.



All lanes : Anti-ADAMTS5 antibody (ab41037) at 1/250 dilution

Lane 1 : Human placenta tissue lysate - total protein ([ab29745](#))

Lane 2 : Mouse placenta normal tissue lysate - total protein ([ab29139](#))

Lane 3 : Uterus (Human) Whole Cell Lysate - normal tissue

Lane 4 : HeLa (Human epithelial carcinoma cell line) Whole Cell Lysate

Lysates/proteins at 10 µg per lane.

Secondary

All lanes : IRDye 680 Conjugated Goat Anti-Rabbit IgG (H+L) at 1/10000 dilution


Performed under reducing conditions.

Predicted band size: 102 kDa

Observed band size: 73 kDa

Additional bands at: 27 kDa. We are unsure as to the identity of these extra bands.

ab41037 appears to detect a 73kDa cleaved form of ADAMTS5. The precursor of this secreted protein is cleaved at a furin cleavage site by a furin endopeptidase. The doublet observed in human uterus lysate is possibly due to glycosylation.



All lanes : Anti-ADAMTS5 antibody (ab41037) at 1 µg/ml (blocked with 3% Milk)

Lane 1 : HeLa (Human epithelial carcinoma cell line) Whole Cell Lysate

Lane 2 : MEF1 (Mouse embryonic fibroblast cell line) Whole Cell Lysate

Lane 3 : PC12 (Rat adrenal pheochromocytoma cell line) Whole Cell Lysate

Lysates/proteins at 10 µg per lane.

Secondary

All lanes : Goat Anti-Rabbit IgG H&L (HRP) ([ab97051](#)) at 1/10000 dilution

Developed using the ECL technique.

Performed under reducing conditions.

Predicted band size: 102 kDa

Observed band size: 73 kDa

Additional bands at: 55 kDa. We are unsure as to the identity of these extra bands.

Exposure time: 12 minutes

ab41037 appears to detect at 73kDa cleaved form of ADAMTS5. The precursor of this secreted protein is cleaved at a furin cleavage site by a furin endopeptidase.

Please note: All products are "FOR RESEARCH USE ONLY. NOT FOR USE IN DIAGNOSTIC PROCEDURES"

Our Abpromise to you: Quality guaranteed and expert technical support

- Replacement or refund for products not performing as stated on the datasheet
- Valid for 12 months from date of delivery
- Response to your inquiry within 24 hours
- We provide support in Chinese, English, French, German, Japanese and Spanish
- Extensive multi-media technical resources to help you
- We investigate all quality concerns to ensure our products perform to the highest standards

If the product does not perform as described on this datasheet, we will offer a refund or replacement. For full details of the Abpromise, please visit <https://www.abcam.cn/abpromise> or contact our technical team.

Terms and conditions

- Guarantee only valid for products bought direct from Abcam or one of our authorized distributors