




Anti-ACOX2 antibody ab77251

1 References **1 图像**

概述

产品名称	Anti-ACOX2抗体
描述	山羊多克隆抗体to ACOX2
宿主	Goat
经测试应用	适用于: WB
种属反应性	与反应: Human 预测可用于: Mouse, Rat, Rabbit, Cow 
免疫原	Synthetic peptide: C-HQSRLRPSDPEAK , corresponding to internal sequence amino acids 325-336 of Human ACOX2 (NP_003491.1).  Run BLAST with  Run BLAST with
阳性对照	Human Liver lysates.
常规说明	<p>The Life Science industry has been in the grips of a reproducibility crisis for a number of years. Abcam is leading the way in addressing this with our range of recombinant monoclonal antibodies and knockout edited cell lines for gold-standard validation. Please check that this product meets your needs before purchasing.</p> <p>If you have any questions, special requirements or concerns, please send us an inquiry and/or contact our Support team ahead of purchase. Recommended alternatives for this product can be found below, along with publications, customer reviews and Q&As</p>

性能

形式	Liquid
存放说明	Shipped at 4°C. Upon delivery aliquot and store at -20°C. Avoid repeated freeze / thaw cycles.
存储溶液	pH: 7.30 Preservative: 0.02% Sodium azide Constituents: 0.5% BSA, Tris buffered saline
纯度	Immunogen affinity purified
纯化说明	ab77251 was purified from goat serum by ammonium sulphate precipitation followed by antigen affinity chromatography using the immunizing peptide.
克隆	多克隆

同种型

IgG

应用

The Abpromise guarantee

Abpromise™承诺保证使用ab77251于以下的经测试应用

“应用说明”部分 下显示的仅为推荐的起始稀释度;实际最佳的稀释度/浓度应由使用者检定。

应用	Ab评论	说明
WB		

应用说明

ELISA: Use at an assay dependent dilution. Antibody detection limit dilution 1/32,000.
WB: Use at a concentration of 0.1 - 0.3 µg/ml. Detects a band of approximately 75 kDa (predicted molecular weight: 77 kDa).
An additional band of unknown identity was also consistently observed at 150kDa. This band was successfully blocked by incubation with the immunising peptide.

Not yet tested in other applications.
Optimal dilutions/concentrations should be determined by the end user.

靶标

功能

Oxidizes the CoA esters of the bile acid intermediates di- and tri-hydroxycholestanoic acids.

组织特异性

Present in all tissues tested: heart, brain, placenta, lung, liver, skeletal muscle, kidney and pancreas. Most abundant in heart, liver and kidney.


序列相似性

Belongs to the acyl-CoA oxidase family.

细胞定位

Peroxisome.

图片



Anti-ACOX2 antibody (ab77251) at 0.1 µg/ml + Human Liver lysate
(in RIPA buffer) at 35 µg

Predicted band size: 77 kDa
Observed band size: 77 kDa
Additional bands at: 150 kDa. We are unsure as to the identity of these extra bands.

Western blot - Anti-ACOX2 antibody (ab77251)

Please note: All products are "FOR RESEARCH USE ONLY. NOT FOR USE IN DIAGNOSTIC PROCEDURES"

Our Abpromise to you: Quality guaranteed and expert technical support

- Replacement or refund for products not performing as stated on the datasheet
- Valid for 12 months from date of delivery
- Response to your inquiry within 24 hours

- We provide support in Chinese, English, French, German, Japanese and Spanish
- Extensive multi-media technical resources to help you
- We investigate all quality concerns to ensure our products perform to the highest standards

If the product does not perform as described on this datasheet, we will offer a refund or replacement. For full details of the Abpromise, please visit <https://www.abcam.cn/abpromise> or contact our technical team.

Terms and conditions

- Guarantee only valid for products bought direct from Abcam or one of our authorized distributors