




Anti-Aconitase 2 antibody ab99467

2 References **1 图像**

概述

| | |
|-------|---|
| 产品名称 | Anti-Aconitase 2抗体 |
| 描述 | 山羊多克隆抗体to Aconitase 2 |
| 宿主 | Goat |
| 经测试应用 | 适用于: IHC-P, WB |
| 种属反应性 | 与反应: Human 预测可用于: Mouse, Rat, Cow, Dog, Pig  |
| 免疫原 | Synthetic peptide: C-QHVDVSPTSQRLQ , corresponding to internal sequence amino acids 554-566 of Human Aconitase 2 (NP_001089.1). <div>  Run BLAST with  Run BLAST with </div> |
| 阳性对照 | Human Heart lysates. |
| 常规说明 | <p>The Life Science industry has been in the grips of a reproducibility crisis for a number of years. Abcam is leading the way in addressing this with our range of recombinant monoclonal antibodies and knockout edited cell lines for gold-standard validation. Please check that this product meets your needs before purchasing.</p> <p>If you have any questions, special requirements or concerns, please send us an inquiry and/or contact our Support team ahead of purchase. Recommended alternatives for this product can be found below, along with publications, customer reviews and Q&As</p> |

性能

| | |
|------|---|
| 形式 | Liquid |
| 存放说明 | Shipped at 4°C. Upon delivery aliquot and store at -20°C. Avoid repeated freeze / thaw cycles. |
| 存储溶液 | pH: 7.30 Preservative: 0.02% Sodium azide Constituents: 0.5% BSA, Tris buffered saline |
| 纯度 | Immunogen affinity purified |
| 纯化说明 | ab99467 was purified from goat serum by ammonium sulphate precipitation followed by antigen affinity chromatography using the immunizing peptide. |

克隆

多克隆

同种型

IgG

应用

The Abpromise guarantee **Abpromise™**承诺保证使用ab99467于以下的经测试应用

“应用说明”部分 下显示的仅为推荐的起始稀释度;实际最佳的稀释度/浓度应由使用者检定。

| 应用 | Ab评论 | 说明 |
|-------|------|--|
| IHC-P | | Use a concentration of 3 - 5 µg/ml. Perform heat mediated antigen retrieval with citrate buffer pH 6 before commencing with IHC staining protocol. |
| WB | | Use a concentration of 0.01 - 0.03 µg/ml. Predicted molecular weight: 85 kDa. 1 hour primary incubation is recommended for this product. |

靶标

功能

Catalyzes the isomerization of citrate to isocitrate via cis-aconitate.

通路

Carbohydrate metabolism; tricarboxylic acid cycle; isocitrate from oxaloacetate: step 2/2.


序列相似性

Belongs to the aconitase/IPM isomerase family.

细胞定位

Mitochondrion.

图片



Anti-Aconitase 2 antibody (ab99467) at 0.01 µg/ml + Human Heart lysates at 35 µg

Predicted band size: 85 kDa

Please note: All products are "FOR RESEARCH USE ONLY. NOT FOR USE IN DIAGNOSTIC PROCEDURES"

Our Abpromise to you: Quality guaranteed and expert technical support

- Replacement or refund for products not performing as stated on the datasheet
- Valid for 12 months from date of delivery

- Response to your inquiry within 24 hours
- We provide support in Chinese, English, French, German, Japanese and Spanish
- Extensive multi-media technical resources to help you
- We investigate all quality concerns to ensure our products perform to the highest standards

If the product does not perform as described on this datasheet, we will offer a refund or replacement. For full details of the Abpromise, please visit <https://www.abcam.cn/abpromise> or contact our technical team.

Terms and conditions

- Guarantee only valid for products bought direct from Abcam or one of our authorized distributors