

Anti-6X His tag® antibody ab9108

★★★★★ [25 Abreviews](#) [150 References](#) [6 图像](#)

概述

产品名称	Anti-6X His tag®抗体
描述	兔多克隆抗体to 6X His tag®
宿主	Rabbit
特异性	ELISA: Antibody specificity was verified by ELISA against peptide conjugated to BSA (HHHHHH-BSA). A 1:25,000 dilution of the antibody gave an OD=1.0 in a 15 minute reaction using HRP-conjugated Goat anti-Rabbit IgG at 1:20,000 and TMB as the substrate. Appropriate specificity controls were run.
经测试应用	适用于: WB, ICC/IF, ELISA, ChIP
种属反应性	与反应: Species independent
免疫原	Synthetic peptide corresponding to 6X His tag® conjugated to keyhole limpet haemocyanin. Run BLAST with Expasy Run BLAST with NCBI
阳性对照	ICC/IF: CHO cells transfected with 12 tags constructs (CHO-12 tags) and HEK293 expressing His tag. WB: HeLa transfected with His-tagged gene, Epitope Tag Positive Control whole cell lysates, purified 12-Tag and cell lysates of CHO-12 Tags.
常规说明	<p>This antibody recognizes both C-terminal and N-terminal tags.</p> <p>Abcam recommended secondaries - Goat Anti-Rabbit HRP (ab205718) and Goat Anti-Rabbit Alexa Fluor® 488 (ab150077). Or search our wide range of secondary antibodies for use with your experiment.</p> <p>HIS-TAG® is a trademark of EMD Biosciences, Inc.</p> <p>The Life Science industry has been in the grips of a reproducibility crisis for a number of years. Abcam is leading the way in addressing this with our range of recombinant monoclonal antibodies and knockout edited cell lines for gold-standard validation. Please check that this product meets your needs before purchasing.</p> <p>If you have any questions, special requirements or concerns, please send us an inquiry and/or contact our Support team ahead of purchase. Recommended alternatives for this product can be found below, along with publications, customer reviews and Q&As</p>

性能

形式	Liquid
存放说明	Shipped at 4°C. Store at +4°C short term (1-2 weeks). Upon delivery aliquot. Store at -20°C or -

	80°C. Avoid freeze / thaw cycle.
存储溶液	pH: 7.20 Preservative: 0.1% Sodium azide Constituent: PBS
纯度	Immunogen affinity purified
克隆	多克隆
同种型	IgG

应用

The Abpromise guarantee **Abpromise™** 承诺保证使用ab9108于以下的经测试应用

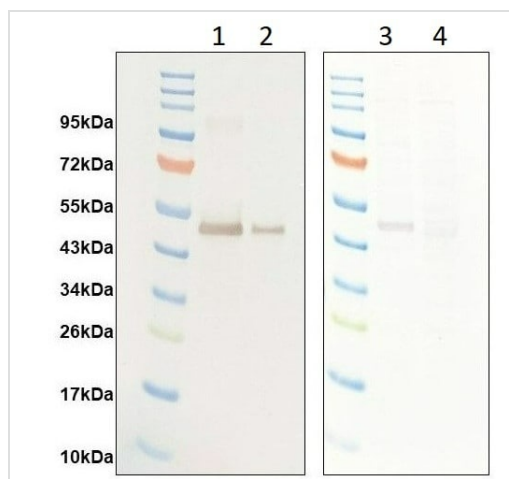
“应用说明”部分 下显示的仅为推荐的起始稀释度;实际最佳的稀释度/浓度应由使用者检定。

应用	Ab评论	说明
WB	★★★★★ (14)	Use a concentration of 1 µg/ml.
ICC/IF	★★★★★ (2)	1/500 - 1/1000.
ELISA	★★★★★ (2)	1/1000.
ChIP		Use at an assay dependent concentration. ChIP was performed with 25 ug chromatin, 5ug of antibody and 20 ul of Protein A/G beads.

靶标

相关性	The H-H-H-H-H-H motif is used as a tag on many recombinant proteins to facilitate purification. His-tags can be fused to the amino- or carboxy- termini of proteins in transfected or transformed cells.
细胞定位	Depends upon the localization of the parent protein tagged with hexahistidine.

图片



Western blot - Anti-6XHis tag® antibody (ab9108)

All lanes : Anti-6X His tag® antibody (ab9108) at 1 µg/ml

Lane 1 : Purified 12-Tag at 2 µg

Lane 2 : Purified 12-Tag at 0.2 µg

Lane 3 : The cell lysates of CHO-12 Tags at 2 µg

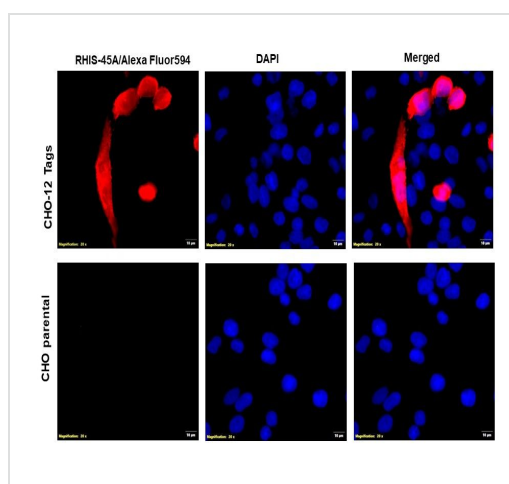
Lane 4 : The cell lysates of CHO at 2 µg

Secondary

All lanes : Goat anti-rabbit, HRP conjugated at 0.2 µg/ml

Lane 1 and 4: Molecular weight Standards.

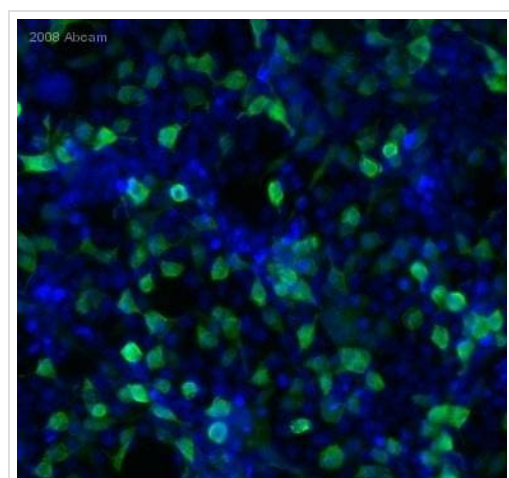
Primary and secondary antibody incubation at RT for 1 hour.



Immunocytochemistry/ Immunofluorescence - Anti-6X His tag® antibody (ab9108)

Immunofluorescent analysis of 4% paraformaldehyde (PFA) -fixed, permeabilized with 0.1% Triton X-100 in CHO cells transfected with 12 tags constructs (CHO-12 tags) labelling 6xHIS with ab9108 at 1/1000 dilution (1 µg/mL), followed by Donkey Anti-rabbit IgG (H&L), Alexa Fluor® 594 antibody at 1/500 dilution (4 µg/mL) (Red).

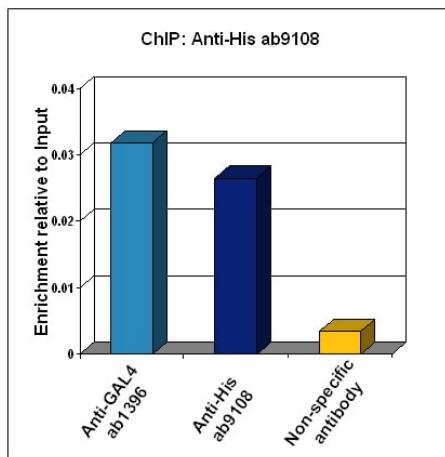
Nucleus was counterstained with DAPI (Blue). Bottom panel images showed Parallel staining in parental CHO cell line.



Immunocytochemistry/ Immunofluorescence - Anti-6X His tag® antibody (ab9108)

This image is courtesy of Vladimir Milenkovic

ab9108 staining CACNB3 with His tag expressed in HEK293 cells by ICC/IF (Immunocytochemistry/immunofluorescence). Cells were fixed with paraformaldehyde, permeabilized with 0.5% Triton X-100 and blocked with 5% serum for 20 minutes at 25°C. Samples were incubated with primary antibody (1/500 in 1% goat serum, 0.1% TX100 and PBS) for 16 hours at 4°C. An Alexa Fluor® 488-conjugated Goat anti-rabbit IgG polyclonal was used as the secondary antibody (1/750).



ChIP - Anti-6X His tag® antibody (ab9108)

A stably transfected 293T human cell line harbouring the GAL4 upstream activation sequence was transiently transfected with a Myc or His - tagged GAL4 DNA Binding Domain construct. 48 hours post transfection Chromatin was prepared according to the Abcam X-ChIP protocol. The ChIP was performed with 25 ug chromatin, 5ug of antibody and 20 ul of Protein A/G beads. A non-specific antibody was used as the negative control. The immunoprecipitated DNA was quantified by real time PCR (SYBR Green approach).



Western blot - Anti-6X His tag® antibody (ab9108)

This image is courtesy of an anonymous Abreview

All lanes : Anti-6X His tag® antibody (ab9108) at 1/4000 dilution

Lane 1 : HeLa whole cell lysate - transfected with empty vector

Lane 2 : HeLa whole cell lysate - transfected with His-tagged gene

Lysates/proteins at 10 µg per lane.

Secondary

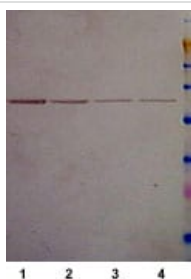
All lanes : HRP-conjugated goat anti-rabbit IgG polyclonal at 1/5000 dilution

Developed using the ECL technique.

Performed under reducing conditions.

Observed band size: 35 kDa

Exposure time: 30 seconds



Western blot - Anti-6X His tag® antibody (ab9108)

Use of ab9108 in western blotting at 1:1000 against Epitope Tag Positive Control lysate ([ab4524](#)).

Lane 1: 2 µl lysate

Lane 2: 1 µl lysate

Lane 3: 0.5 µl lysate

Lane 4: 0.25 µl lysate Use of ab9108 in western blotting at 1:1000

against E.coli Positive Control (Escherichia coli) Whole Cell Lysate

- expressing 11 different epitope tag ([ab5395](#)). Lane 1: 2 µl lysate

Lane 2: 1 µl lysate Lane 3: 0.5 µl lysate Lane 4: 0.25 µl lysate

Please note: All products are "FOR RESEARCH USE ONLY. NOT FOR USE IN DIAGNOSTIC PROCEDURES"

Our Abpromise to you: Quality guaranteed and expert technical support

- Replacement or refund for products not performing as stated on the datasheet
- Valid for 12 months from date of delivery
- Response to your inquiry within 24 hours

- We provide support in Chinese, English, French, German, Japanese and Spanish
- Extensive multi-media technical resources to help you
- We investigate all quality concerns to ensure our products perform to the highest standards

If the product does not perform as described on this datasheet, we will offer a refund or replacement. For full details of the Abpromise, please visit <https://www.abcam.cn/abpromise> or contact our technical team.

Terms and conditions

- Guarantee only valid for products bought direct from Abcam or one of our authorized distributors