

Rat VEGF ELISA Kit ab100786

★★★★★ 1 Abreviews 20 References 4 图像

概述

产品名称	大鼠VEGF ELISA试剂盒
检测方法	Colorimetric
样品类型	Cell culture supernatant, Serum, Plasma
检测类型	Sandwich (quantitative)
灵敏度	< 2 pg/ml
范围	0.82 pg/ml - 200 pg/ml
回收率	97 %

特定样本回收率

样品类型	平均%	范围
Cell culture supernatant	98.26	84% - 103%
Serum	97.43	83% - 103%
Plasma	96.42	85% - 104%

实验步骤	Multiple steps standard assay
种属反应性	与反应: Rat
产品概述	<p>Abcam's VEGF Rat ELISA (Enzyme-Linked Immunosorbent Assay) kit is an <i>in vitro</i> enzyme-linked immunosorbent assay for the quantitative measurement of rat VEGF in serum, plasma, cellculture supernatants.</p> <p>This assay employs an antibody specific for rat VEGF coated on a 96-well plate. Standards and samples are pipetted into the wells and VEGF present in a sample is bound to the wells by the immobilized antibody. The wells are washed and biotinylated anti-rat VEGF antibody is added. After washing away unbound biotinylated antibody, HRP-conjugated streptavidin is pipetted to the wells. The wells are again washed, a TMB substrate solution is added to the wells and color develops in proportion to the amount of VEGF bound. The Stop Solution changes the color from blue to yellow, and the intensity of the color is measured at 450 nm.</p>
平台	Microplate

性能

**存放说明**

Store at -20°C. Please refer to protocols.

组件	1 x 96 tests
120X HRP-Streptavidin Concentrate	1 x 200µl
20X Wash Buffer	1 x 25ml
5X Assay Diluent B	1 x 15ml
Assay Diluent A	1 x 30ml
Biotinylated anti-Rat VEGF	2 vials
Recombinant rat VEGF Standard (lyophilized)	2 vials
Stop Solution	1 x 8ml
TMB One-Step Substrate Reagent	1 x 12ml
VEGF Microplate (12 x 8 wells)	1 unit

**功能**

Growth factor active in angiogenesis, vasculogenesis and endothelial cell growth. Induces endothelial cell proliferation, promotes cell migration, inhibits apoptosis and induces permeabilization of blood vessels. Binds to the FLT1/VEGFR1 and KDR/VEGFR2 receptors, heparan sulfate and heparin. NRP1/Neuropilin-1 binds isoforms VEGF-165 and VEGF-145. Isoform VEGF165B binds to KDR but does not activate downstream signaling pathways, does not activate angiogenesis and inhibits tumor growth.

**组织特异性**

Isoform VEGF189, isoform VEGF165 and isoform VEGF121 are widely expressed. Isoform VEGF206 and isoform VEGF145 are not widely expressed.

**疾病相关**

Defects in VEGFA are a cause of susceptibility to microvascular complications of diabetes type 1 (MVCD1) [MIM:603933]. These are pathological conditions that develop in numerous tissues and organs as a consequence of diabetes mellitus. They include diabetic retinopathy, diabetic nephropathy leading to end-stage renal disease, and diabetic neuropathy. Diabetic retinopathy remains the major cause of new-onset blindness among diabetic adults. It is characterized by vascular permeability and increased tissue ischemia and angiogenesis.

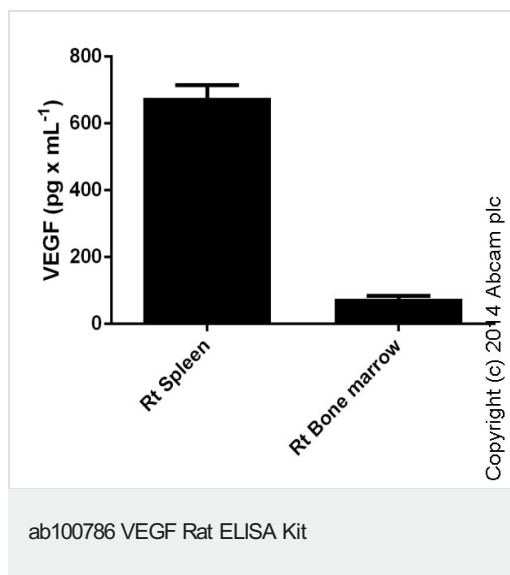
**序列相似性**

Belongs to the PDGF/VEGF growth factor family.

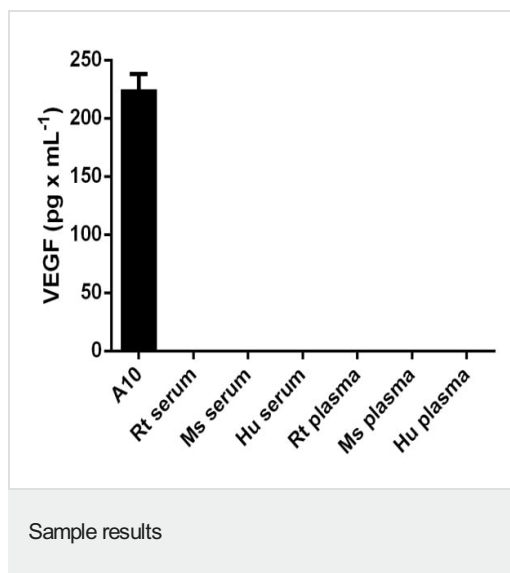
**细胞定位**

Secreted. VEGF121 is acidic and freely secreted. VEGF165 is more basic, has heparin-binding properties and, although a significant proportion remains cell-associated, most is freely secreted. VEGF189 is very basic, it is cell-associated after secretion and is bound avidly by heparin and the extracellular matrix, although it may be released as a soluble form by heparin, heparinase or plasmin.

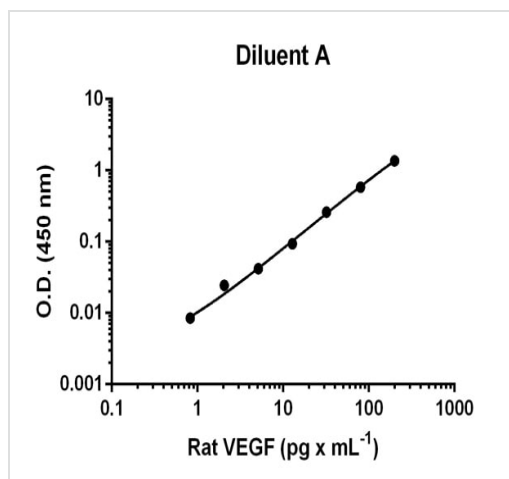
**图片**



VEGF measured in rat spleen and rat bone marrow showing quantity (pg) per mL of tested sample. Samples were diluted 9-27 fold.

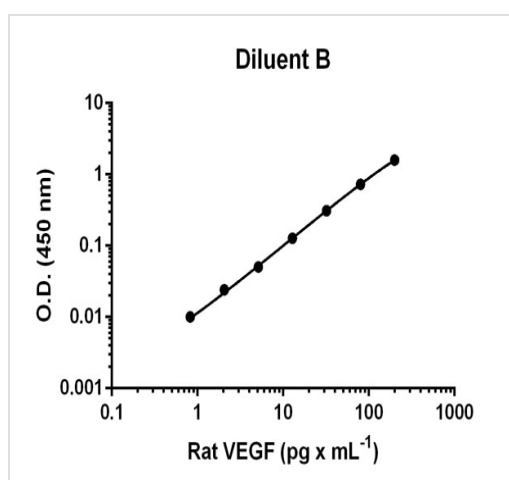


VEGF measured in A10 cell culture supernatant and biological fluids showing quantity (pg) per mL of tested sample. RBL-1, PC12 and SV40LT-SIV cell culture supernatants were also assayed for rat VEGF and measured > 200 pg/mL.



Standard curve: mean of duplicates (+/- SD) with background reads subtracted

Typical Standard Curve



Standard curve: mean of duplicates (+/- SD) with background reads subtracted

Typical Standard Curve

**Please note:** All products are "FOR RESEARCH USE ONLY. NOT FOR USE IN DIAGNOSTIC PROCEDURES"

### Our Abpromise to you: Quality guaranteed and expert technical support

- Replacement or refund for products not performing as stated on the datasheet
- Valid for 12 months from date of delivery
- Response to your inquiry within 24 hours
- We provide support in Chinese, English, French, German, Japanese and Spanish
- Extensive multi-media technical resources to help you
- We investigate all quality concerns to ensure our products perform to the highest standards

If the product does not perform as described on this datasheet, we will offer a refund or replacement. For full details of the Abpromise, please visit <https://www.abcam.cn/abpromise> or contact our technical team.

### Terms and conditions

- Guarantee only valid for products bought direct from Abcam or one of our authorized distributors