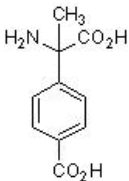


(R,S)-MCPG, Group I /II metabotropic glutamate antagonist ab120033

7 References **2 图像**

概述

产品名称	(R,S)-MCPG, Group I/II metabotropic glutamate拮抗剂
描述	Group I/II metabotropic glutamate拮抗剂
生物学描述	Group I / group II metabotropic glutamate receptor antagonist.
CAS编号	146669-29-6
化学结构	

性能

化学名称	(R,S)-α-Methyl-4-carboxyphenylglycine
分子量	209.20
分子式	C ₁₀ H ₁₁ NO ₄
PubChem识别号	1222
存放说明	Store at +4°C. Store under desiccating conditions. The product can be stored for up to 12 months.
溶解度概述	Soluble in 1 eq. NaOH to 100 mM
处理	<p>Wherever possible, you should prepare and use solutions on the same day. However, if you need to make up stock solutions in advance, we recommend that you store the solution as aliquots in tightly sealed vials at -20°C. Generally, these will be useable for up to one month. Before use, and prior to opening the vial we recommend that you allow your product to equilibrate to room temperature for at least 1 hour.</p> <p>Need more advice on solubility, usage and handling? Please visit our frequently asked questions (FAQ) page for more details.</p>
SMILES	<chem>NC(C)(C(=O)O)c1ccc(cc1)C(=O)O</chem>
来源	Synthetic

应用

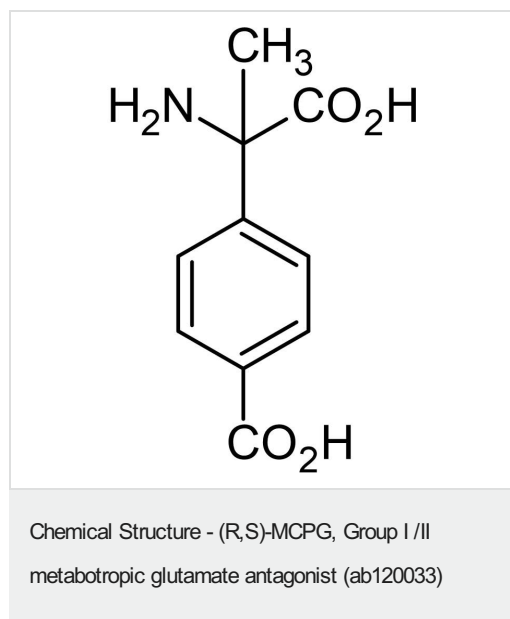
The Abpromise guarantee

Abpromise™ 承诺保证使用 ab120033 于以下的经测试应用

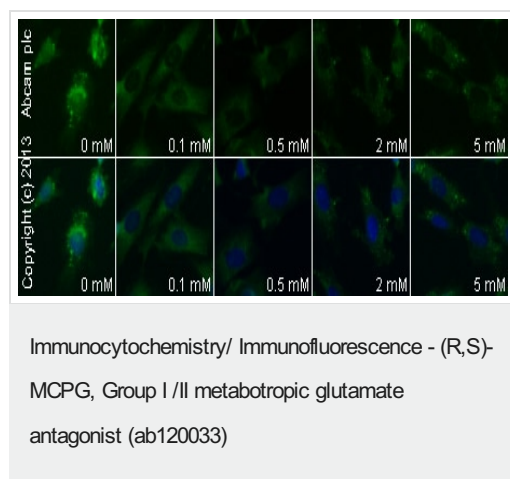
“应用说明”部分 下显示的仅为推荐的起始稀释度;实际最佳的稀释度/浓度应由使用者检定。

应用	Ab 评论	说明
Functional Studies		Use at an assay dependent concentration.

图片



2D chemical structure image of ab120033, (R,S)-MCPG, Group I /II metabotropic glutamate antagonist



ab17722 staining FMRP in SK-N-SH cells treated with (R,S)-MCPG (ab120033), by ICC/IF. Decrease in FMRP expression correlates with increased concentration of (R,S)-MCPG, as described in literature.

The cells were incubated at 37°C for 2h in media containing different concentrations of ab120033 ((R,S)-MCPG) in DMSO, fixed with 4% formaldehyde for 10 minutes at room temperature and blocked with PBS containing 10% goat serum, 0.3 M glycine, 1% BSA and 0.1% tween for 2h at room temperature. Staining of the treated cells with **ab17722** (5 µg/ml) was performed overnight at 4°C in PBS containing 1% BSA and 0.1% tween. A DyLight 488 goat anti-rabbit polyclonal antibody (**ab96899**) at 1/250 dilution was used as the secondary antibody. Nuclei were counterstained with DAPI and are shown in blue.

Please note: All products are "FOR RESEARCH USE ONLY. NOT FOR USE IN DIAGNOSTIC PROCEDURES, NOT FOR USE IN HUMANS"

Our Abpromise to you: Quality guaranteed and expert technical support

- Replacement or refund for products not performing as stated on the datasheet
- Valid for 12 months from date of delivery
- Response to your inquiry within 24 hours

- We provide support in Chinese, English, French, German, Japanese and Spanish
- Extensive multi-media technical resources to help you
- We investigate all quality concerns to ensure our products perform to the highest standards

If the product does not perform as described on this datasheet, we will offer a refund or replacement. For full details of the Abpromise, please visit <https://www.abcam.cn/abpromise> or contact our technical team.

Terms and conditions

- Guarantee only valid for products bought direct from Abcam or one of our authorized distributors
- Abcam biochemicals are novel compounds and we have not tested their biological activity in house. Please use the literature to identify how to use these products effectively. If you require further assistance please contact the scientific support team