

### NBQX disodium salt, AMPA / kainate antagonist ab120046

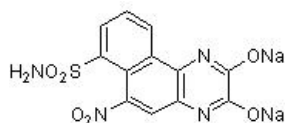
★★★★★ [1 Abreviews](#) [64 References](#) [2 图像](#)

#### 概述

产品名称	NBQX disodium salt, AMPA / kainate拮抗剂
描述	AMPA / kainate拮抗剂; water soluble
生物学描述	Water soluble, potent, selective and competitive AMPA / kainate receptor antagonist. Neuroprotective and anticonvulsant <i>in vivo</i> .  Also available in simple stock solutions ( <a href="#">ab144489</a> ) - add 1 ml of water to get an exact, ready-to-use concentration.

CAS编号 479347-86-9

#### 化学结构



#### 性能

化学名称	2,3-Dioxo-6-nitro-1,2,3,4-tetrahydrobenzo[f]quinoxaline-7-sulfonamide disodium salt
分子量	380.24
分子式	C <sub>12</sub> H <sub>6</sub> N <sub>4</sub> Na <sub>2</sub> O <sub>6</sub> S
PubChem识别号	3272523
存放说明	Store at +4°C. Store under desiccating conditions. The product can be stored for up to 12 months.
溶解度概述	Soluble in water to 100 mM
处理	This product is supplied in one (or more) pack size which is freeze dried. Therefore the contents may not be readily visible, as they can coat the bottom or walls of the vial. Please see our <a href="#">FAQs</a> and <a href="#">information page</a> for more details on handling.  Wherever possible, you should prepare and use solutions on the same day. However, if you need to make up stock solutions in advance, we recommend that you store the solution as aliquots in tightly sealed vials at -20°C. Generally, these will be useable for up to one month. Before use, and prior to opening the vial we recommend that you allow your product to equilibrate to room temperature for at least 1 hour.  Refer to SDS for further information.

Need more advice on solubility, usage and handling? Please visit our [frequently asked questions \(FAQ\) page](#) for more details.

## SMILES

[Na+].[Na+].NS(=O)(=O)c3cccc2c3c(cc1nc([O-])c([O-])nc12)[N+](=[O-])=O

## 来源

Synthetic

## 应用

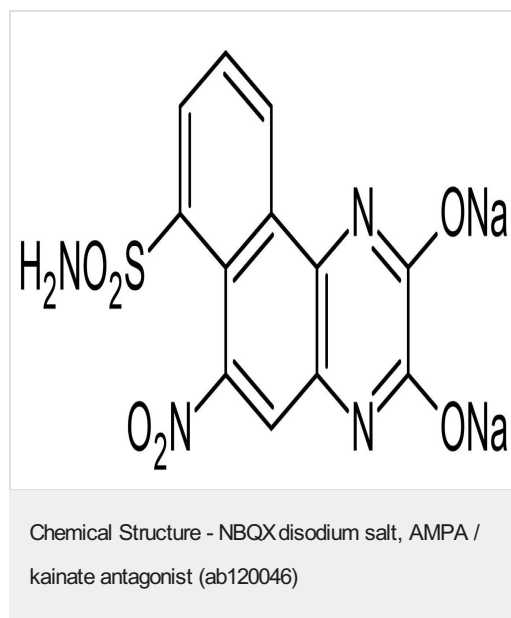
### The Abpromise guarantee

**Abpromise™**承诺保证使用ab120046于以下的经测试应用

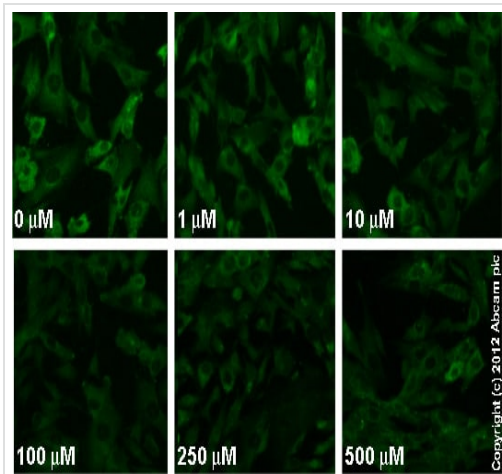
“应用说明”部分 下显示的仅为推荐的起始稀释度；实际最佳的稀释度/浓度应由使用者检定。

应用	Ab评论	说明
Functional Studies		Use at an assay dependent concentration.

## 图片



2D chemical structure image of ab120046, NBQX disodium salt, AMPA / kainate antagonist



Functional Studies - NBQX disodium salt, AMPA / kainate antagonist (ab120046)

**ab96379** staining MEK1 (phospho S298) in SK-N-SH cells treated with NBQX disodium salt (ab120046), by ICC/IF. Decrease in MEK1 (phospho S298) expression correlates with increased concentration of NBQX disodium salt, as described in literature. The cells were incubated at 37°C for 24h in media containing different concentrations of ab120046 (NBQX disodium salt) in DMSO, fixed with 4% formaldehyde for 10 minutes at room temperature and blocked with PBS containing 10% goat serum, 0.3 M glycine, 1% BSA and 0.1% tween for 2h at room temperature. Staining of the treated cells with **ab96379** (1/100 dilution) was performed overnight at 4°C in PBS containing 1% BSA and 0.1% tween. A DyLight 488 goat anti-rabbit polyclonal antibody (**ab96899**) at 1/250 dilution was used as the secondary antibody.

**Please note:** All products are "FOR RESEARCH USE ONLY. NOT FOR USE IN DIAGNOSTIC PROCEDURES, NOT FOR USE IN HUMANS"

### Our Abpromise to you: Quality guaranteed and expert technical support

- Replacement or refund for products not performing as stated on the datasheet
- Valid for 12 months from date of delivery
- Response to your inquiry within 24 hours
- We provide support in Chinese, English, French, German, Japanese and Spanish
- Extensive multi-media technical resources to help you
- We investigate all quality concerns to ensure our products perform to the highest standards

If the product does not perform as described on this datasheet, we will offer a refund or replacement. For full details of the Abpromise, please visit <https://www.abcam.cn/abpromise> or contact our technical team.

### Terms and conditions

- Guarantee only valid for products bought direct from Abcam or one of our authorized distributors
- Abcam biochemicals are novel compounds and we have not tested their biological activity in house. Please use the literature to identify how to use these products effectively. If you require further assistance please contact the scientific support team