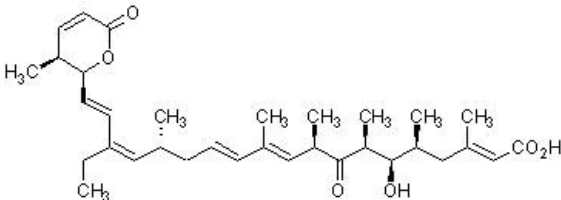


Leptomycin B (ethanol solution), Antibiotic, antifungal. Inhibitor of CRM-1 mediated nuclear export. ab120501

2 References 2 图像

概述

产品名称	Leptomycin B (ethanol solution), Antibiotic, antifungal.抑制剂of CRM-1 mediated核export.
描述	Antibiotic, antifungal.抑制剂of CRM-1 mediated核export.
生物学描述	Potent inhibitor of CRM-1-mediated (exportin-1) nuclear export. Displays antibiotic, antifungal, and antitumor properties and blocks the cell cycle at G ₁ and G ₂ phases. Potent inhibitor of nucleocytoplasmic translocation of Rev. Also shown to suppress HIV-1 replication in human monocytes (IC ₅₀ = 600 pM).
常规说明	Supplied in ethanol (25 µg/ml).
CAS编号	87081-35-4
化学结构	

性能

化学名称	(2E,5S,6R,7S,9R,10E,12E,15R,16Z,18E)-19-[(2S,3S)-3,6-Dihydro-3-methyl-6-oxo-2H-pyran-2-yl]-17-ethyl-6-hydroxy-3,5,7,9,11,15-hexamethyl-8-oxo-2,10,12,16,18-nonadecapentaenoic acid
分子量	540.74
分子式	C ₃₃ H ₄₈ O ₆
PubChem识别号	6917907
存放说明	Store at -20°C (desiccating conditions).
溶解度概述	Supplied in ethanol (25 µg/ml)
处理	<p>Providing storage is as stated on the product vial and the vial is kept tightly sealed, the product can be stored for up to 6 months. Before use, and prior to opening the vial we recommend that you allow your product to equilibrate to room temperature for at least 1 hour.</p> <p>Refer to SDS for further information.</p> <p>Need more advice on solubility, usage and handling? Please visit our frequently asked</p>

[questions \(FAQ\) page](#) for more details.

SMILES

O=C(O)C=C(/C)C[C@H](C)[C@@H](O)[C@H](C)C(=O)[C@H](C)C=C(/C)C=CC[C@@H](C)/C=C(C=C[C@@H]1OC(=O)C=C[C@@H]1C)CC

来源

Streptomyces sp.

应用

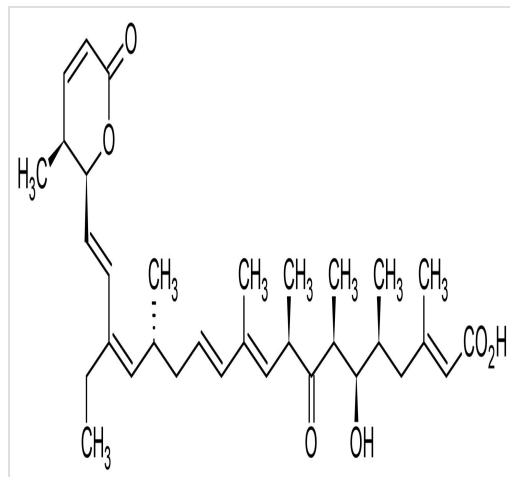
The Abpromise guarantee

Abpromise™ 承诺保证使用 ab120501 于以下的经测试应用

“应用说明”部分 下显示的仅为推荐的起始稀释度；实际最佳的稀释度/浓度应由使用者检定。

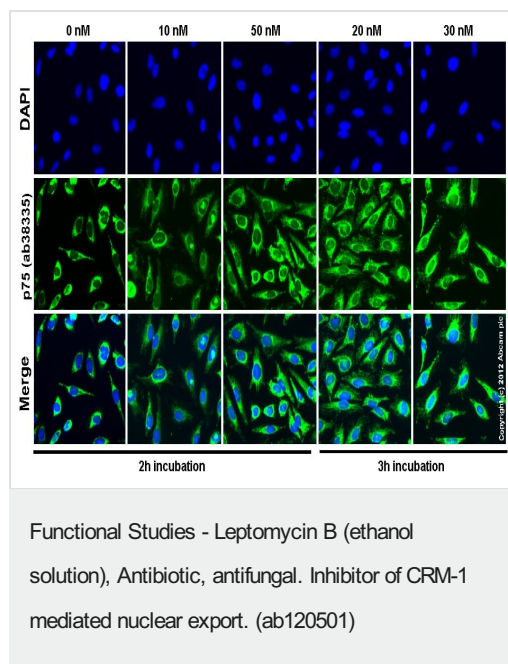
应用	Ab 评论	说明
Functional Studies		Use at an assay dependent concentration.

图片



2D chemical structure image of ab120501, Leptomycin B (ethanol solution), Antibiotic, antifungal. Inhibitor of CRM-1 mediated nuclear export.

Chemical Structure - Leptomycin B (ethanol solution), Antibiotic, antifungal. Inhibitor of CRM-1 mediated nuclear export. (ab120501)



ab38335 staining p75 in HeLa cells treated with Leptomycin B (ethanol solution) (ab120501), by ICC/IF. Increase in p75 expression in the nucleus and cytoplasm correlates with increased concentration of Leptomycin B (ethanol solution), as described in literature.

The cells were incubated at 37°C for 2h in media containing different concentrations of ab120501 (Leptomycin B (ethanol solution)) in DMSO, fixed with 100% methanol for 5 minutes at -20°C and blocked with PBS containing 10% goat serum, 0.3 M glycine, 1% BSA and 0.1% tween for 2h at room temperature. Staining of the treated cells with **ab38335** (1 µg/ml) was performed overnight at 4°C in PBS containing 1% BSA and 0.1% tween. A DyLight 488 goat anti-rabbit polyclonal antibody (**ab96899**) at 1/250 dilution was used as the secondary antibody. Nuclei were counterstained with DAPI and are shown in blue.

Please note: All products are "FOR RESEARCH USE ONLY. NOT FOR USE IN DIAGNOSTIC PROCEDURES, NOT FOR USE IN HUMANS"

Our Abpromise to you: Quality guaranteed and expert technical support

- Replacement or refund for products not performing as stated on the datasheet
- Valid for 12 months from date of delivery
- Response to your inquiry within 24 hours
- We provide support in Chinese, English, French, German, Japanese and Spanish
- Extensive multi-media technical resources to help you
- We investigate all quality concerns to ensure our products perform to the highest standards

If the product does not perform as described on this datasheet, we will offer a refund or replacement. For full details of the Abpromise, please visit <https://www.abcam.cn/abpromise> or contact our technical team.

Terms and conditions

- Guarantee only valid for products bought direct from Abcam or one of our authorized distributors
- Abcam biochemicals are novel compounds and we have not tested their biological activity in house. Please use the literature to identify how to use these products effectively. If you require further assistance please contact the scientific support team