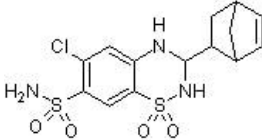


Cyclothiazide, AMPA receptor desensitisation inhibitor ab120061

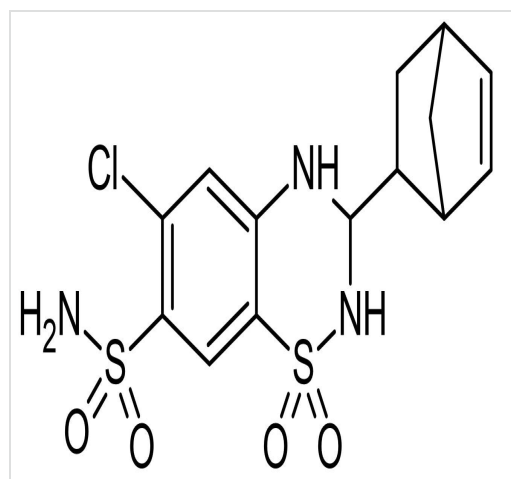
18 References **2 图像**

概述

产品名称	Cyclothiazide, AMPA receptor desensitisation抑制剂
描述	AMPA receptor desensitisation抑制剂
生物学描述	Positive allosteric modulator of AMPA receptors. Produces a fast inhibition of AMPA receptor desensitization and a much slower potentiation of the AMPA current. Also available in Kit: Ionotropic agonists (ab120323).
CAS编号	2259-96-3
化学结构	

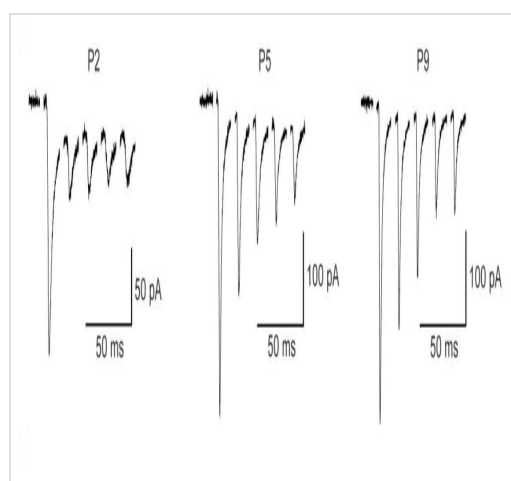
性能

化学名称	6-Chloro-3,4-dihydro-3-(norbornen-5-yl)-2H-1,2,4-benzothiadiazine-7-sulfonamide-1,1-dioxide
分子量	389.87
分子式	C ₁₄ H ₁₆ ClN ₃ O ₄ S ₂
PubChem识别号	2910
存放说明	Store at +4°C. Store under desiccating conditions. The product can be stored for up to 12 months.
溶解度概述	Soluble in ethanol to 25 mM and in DMSO to 100 mM
处理	<p>Wherever possible, you should prepare and use solutions on the same day. However, if you need to make up stock solutions in advance, we recommend that you store the solution as aliquots in tightly sealed vials at -20°C. Generally, these will be useable for up to one month. Before use, and prior to opening the vial we recommend that you allow your product to equilibrate to room temperature for at least 1 hour.</p> <p>Refer to SDS for further information</p> <p>Need more advice on solubility, usage and handling? Please visit our frequently asked questions (FAQ) page for more details.</p>
SMILES	NS(=O)(=O)c4cc1c(NC(NS1(=O)=O)C3CC2C=CC3C2)cc4Cl
来源	Synthetic



2D chemical structure image of ab120061, Cyclothiazide, AMPA receptor desensitisation inhibitor

Chemical Structure - Cyclothiazide, AMPA receptor desensitisation inhibitor (ab120061)



Cellular activation - Cyclothiazide, AMPA receptor desensitisation inhibitor (ab120061)

Image from Case DT, et al. Plos One, 6(6), e20756. Fig S4., doi: 10.1371/journal.pone.0020756

To determine the capability of VCN-LSO synapses to support repetitive activity in the developing circuit, we added cyclothiazide to the perfusate to prevent AMPAR desensitization and measured responses to 50 Hz pulse-train stimuli delivered to the ventral acoustic stria. A. Representative responses to 50 Hz pulse-trains in P2, P5, and P9 cells; responses to the first five pulses only are shown. Greater paired-pulse depression between pulse 1 and 2 is evident in the youngest cell than in the older cells.

Please note: All products are "FOR RESEARCH USE ONLY. NOT FOR USE IN DIAGNOSTIC PROCEDURES, NOT FOR USE IN HUMANS"

Our Abpromise to you: Quality guaranteed and expert technical support

- Replacement or refund for products not performing as stated on the datasheet
- Valid for 12 months from date of delivery
- Response to your inquiry within 24 hours
- We provide support in Chinese, English, French, German, Japanese and Spanish
- Extensive multi-media technical resources to help you

- We investigate all quality concerns to ensure our products perform to the highest standards

If the product does not perform as described on this datasheet, we will offer a refund or replacement. For full details of the Abpromise, please visit <https://www.abcam.cn/abpromise> or contact our technical team.

Terms and conditions

- Guarantee only valid for products bought direct from Abcam or one of our authorized distributors
- Abcam biochemicals are novel compounds and we have not tested their biological activity in house. Please use the literature to identify how to use these products effectively. If you require further assistance please contact the scientific support team