

Glutathione Reductase (GR) Assay Kit ab83461

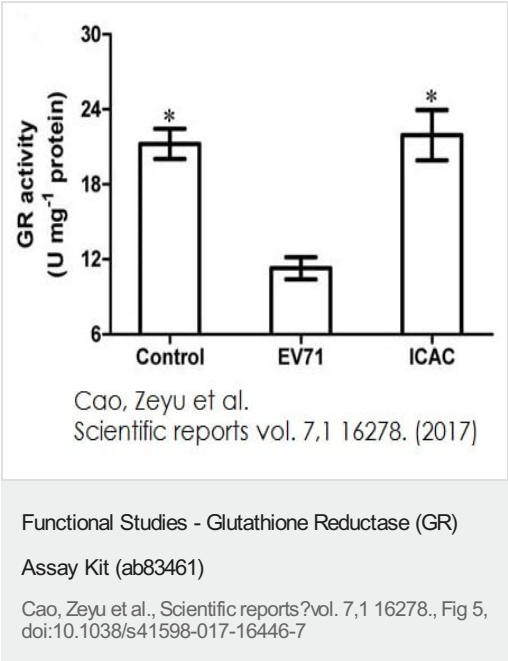
29 References 6 图像

概述	
产品名称	Glutathione Reductase (GR) Assay试剂盒
检测方法	Colorimetric
样品类型	Urine, Serum, Plasma, Other biological fluids, Tissue Extracts, Cell Lysate
检测类型	Enzyme activity
灵敏度	> 0.1 mU/ml
范围	0.1 mU/ml - 40 mU/ml
检测时间	0h 40m
产品概述	<p>Glutathione Reductase Assay Kit (ab83461) is a highly sensitive, simple, direct and HTS-ready colorimetric assay for measuring GR activity in biological samples. In the assay, GR reduces GSSG to GSH, which reacts with 5, 5'-Dithiobis (2-nitrobenzoic acid) (DTNB) to generate TNB2- (yellow color, λ_{max} = 405 nm). The assay can detect 0.1-40 mU/ml GR in various samples.</p> <p><i>Since Glutathione Reductase has significantly higher concentrations in cells (mM range) compared to Thioredoxin Reductase (μM range), we predict that ab83461 will detect mostly GR activity in samples.</i></p>
说明	<p>This product is manufactured by BioVision, an Abcam company and was previously called K761 Glutathione Reductase Activity Colorimetric Assay Kit. K761-200 is the same size as the 200 test size of ab83461.</p> <p>Glutathione Reductase (GR, EC 1.8.1.7) catalyzes the NADPH-dependent reduction of oxidized glutathione (GSSG) to reduced glutathione (GSH), which plays an important role in the GSH redox cycle that maintains adequate levels of reduced GSH. A high GSH/GSSG ratio is essential for protection against oxidative stress.</p> <p>Related products</p> <p>Review the <u>oxidative stress marker and assay guide</u> to learn about more assays for oxidative stress.</p>
平台	Microplate reader
性能	
存放说明	Store at -20°C. Please refer to protocols.

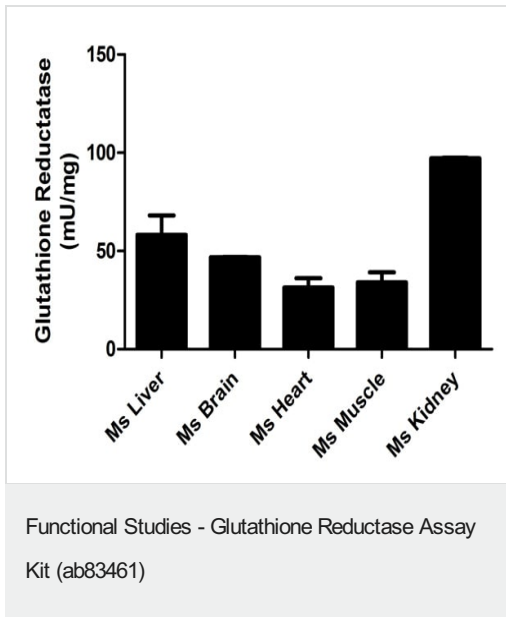
组件	200 tests
Assay Buffer XLI	1 x 100ml
Catalase	1 x 1ng
DTNB	1 vial
GR Positive Control	1 vial
GSSG	1 vial
NADPH Generating Mix	2 vials
Substrate V	1 x 1ml
TNB Standard	1 x 1ng

相关性	Glutathione Reductase (GR, EC 1.8.1.7) catalyzes the NADPH-dependent reduction of oxidized glutathione (GSSG) to reduced glutathione (GSH), which plays an important role in the GSH redox cycle that maintains adequate levels of reduced GSH. A high GSH/GSSG ratio is essential for protection against oxidative stress.
细胞定位	Cytoplasmic and Mitochondrial

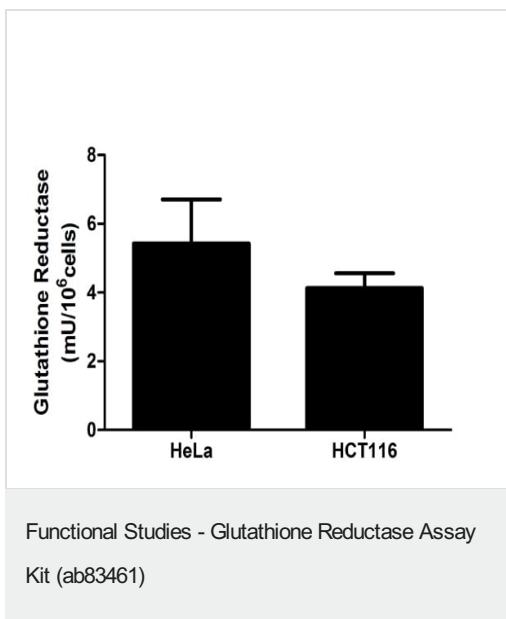
图片



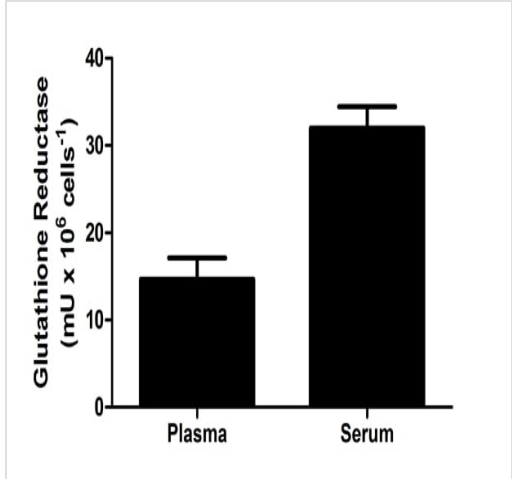
ICAC decreased the ROS level induced by EV71 infection via modulating the antioxidant enzymes involved in GSH metabolism. Infected (100 TCID₅₀ EV71) Vero cells were treated with medium or 100 μM ICAC for 12 h. Uninfected cells were used as the control group. The antioxidant enzymes activities of the Vero cells were detected (n = 3). All results were expressed as the means ± SEs. Asterisks indicate that the data significantly differ from the EV71 group at the P < 0.05 level according to one-way analysis of variance.



Glutathione reductase measured in mouse tissue lysates showing activity (mU) per mg of extracted protein ($T_1=2$ min; $T_2=30$ min).

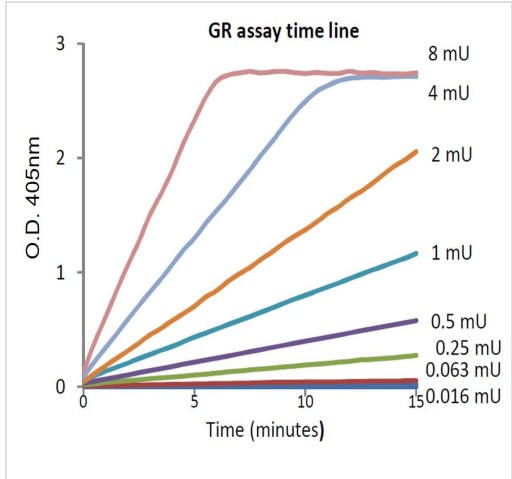


Glutathione reductase measured in cell lysates (mU) per 10^6 cells ($T_1=2$ min; $T_2=30$ min)



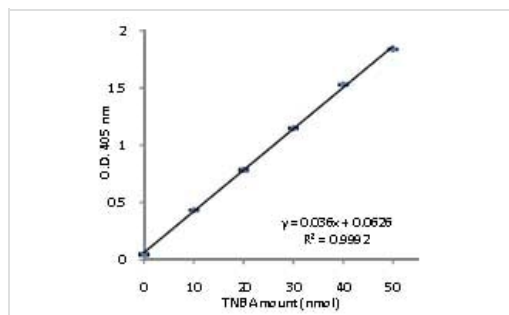
Glutathione reductase measured in human plasma and serum ($T_1=2$ min; $T_2=30$ min) showing activity (mU) per ml of tested sample. No activity was detected in saliva or urine.

Functional Studies - Glutathione Reductase Assay
Kit (ab83461)



Glutathione Reductase assay time line using ab83461.

Functional Studies - Glutathione Reductase Assay
Kit (ab83461)



TNB Standard Curve using ab83461.

Functional Studies - Glutathione Reductase Assay
Kit (ab83461)

Please note: All products are "FOR RESEARCH USE ONLY. NOT FOR USE IN DIAGNOSTIC PROCEDURES"

Our Abpromise to you: Quality guaranteed and expert technical support

- Replacement or refund for products not performing as stated on the datasheet
- Valid for 12 months from date of delivery
- Response to your inquiry within 24 hours
- We provide support in Chinese, English, French, German, Japanese and Spanish
- Extensive multi-media technical resources to help you
- We investigate all quality concerns to ensure our products perform to the highest standards

If the product does not perform as described on this datasheet, we will offer a refund or replacement. For full details of the Abpromise, please visit <https://www.abcam.cn/abpromise> or contact our technical team.

Terms and conditions

- Guarantee only valid for products bought direct from Abcam or one of our authorized distributors