

Glutamate Assay Kit (Fluorometric) ab138883

[14 References](#) [5 图像](#)

概述

产品名称	Glutamate Assay试剂盒(Fluorometric)
检测方法	Fluorescent
样品类型	Urine, Serum, Plasma, Other biological fluids, Tissue, Cell Lysate
检测类型	Quantitative
灵敏度	1 μ M
检测时间	0h 30m
产品概述	<p>Glutamate Assay Kit (Fluorometric) (ab138883) provides a quick and sensitive method for the measurement of glutamate (glutamic acid) in various biological samples.</p> <p>In the glutamate assay protocol, the coupled enzyme system catalyzes the reaction between L-Glutamic acid and NADP^+ to produce NADPH, which is specifically recognized by the NADPH sensor and recycled back to NADP^+. During the reaction, a red fluorescence product is produced, which in turn can be detected in a fluorescence microplate reader at Ex/Em = 540/590 nm (range Ex/Em = 530 – 570/590 – 600 nm).</p> <p>This assay can detect as little as 1 μM glutamic acid. The signal can also be read by absorbance at OD: 576 \pm 5 nm, although the sensitivity of the assay is reduced 10-fold.</p> <p>The assay is robust, and can be easily adapted to automation without separation step as no wash step is required.</p> <p>Glutamate assay protocol summary:</p> <ul style="list-style-type: none"> - add samples and standards to wells - add reaction mix and incubate for 30 min - 2 hr - analyze with a microplate reader
平台	Microplate reader

性能

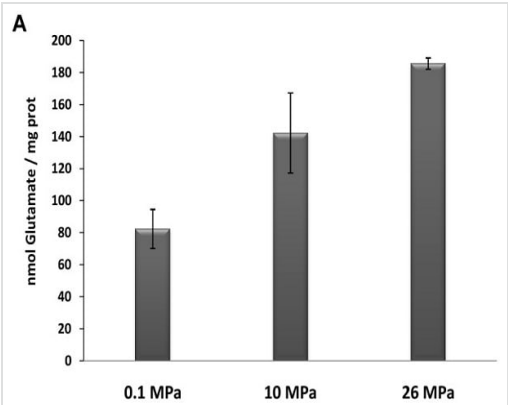
存放说明 Store at -20°C. Please refer to protocols.

组件	200 tests
Assay Buffer	1 x 10ml
Dilution Buffer	1 x 10ml
Enzyme Mix	1 unit
Glutamic Acid	1 vial
NADP	1 vial

相关性

Glutamate, one of the two acidic proteinogenic amino acids, is also a key molecule in cellular metabolism. In humans, glutamate plays an important role both in amino acid degradation and disposal of excess or waste nitrogen. Glutamate is the most abundant swift excitatory neurotransmitter in the mammalian nervous system. It is believed to be involved in learning and memory and has appeared to be involved in diseases like amyotrophic lateral sclerosis, lathyrism, autism, some forms of mental retardation and Alzheimer's disease. Glutamic acid is also present in a wide variety of foods, and has been used as a flavor enhancer in food industry.

图片

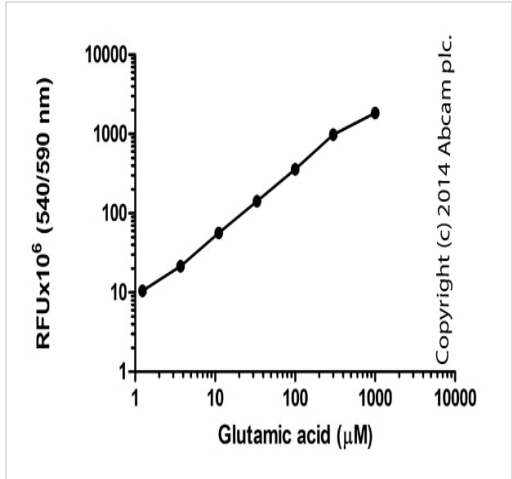


The concentration of intracellular glutamate in cells, during the exponential phase, grown at different hydrostatic pressures.

Amrani A et al., PLoS One (9): e106831. 2014

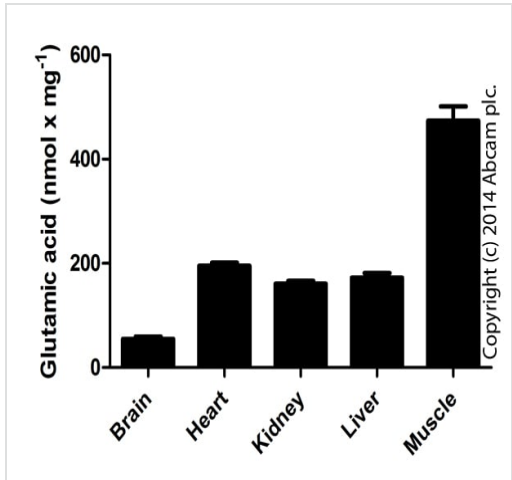
Intracellular glutamate was measured using
ab138883

Amrani A et al., PLoS One, 9(9). Fig 5a. doi:
10.1371/journal.pone.0106831 Reproduced under the
Creative Commons license
<http://creativecommons.org/licenses/by/4.0/>



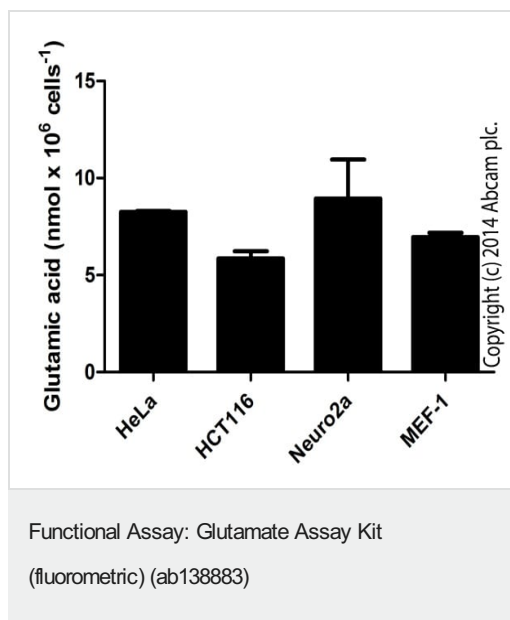
Standard curve (30 minutes incubation): mean of duplicates (+/- SD), with background reads subtracted.

Functional Assay: Glutamate Assay Kit
(fluorometric) (ab138883)

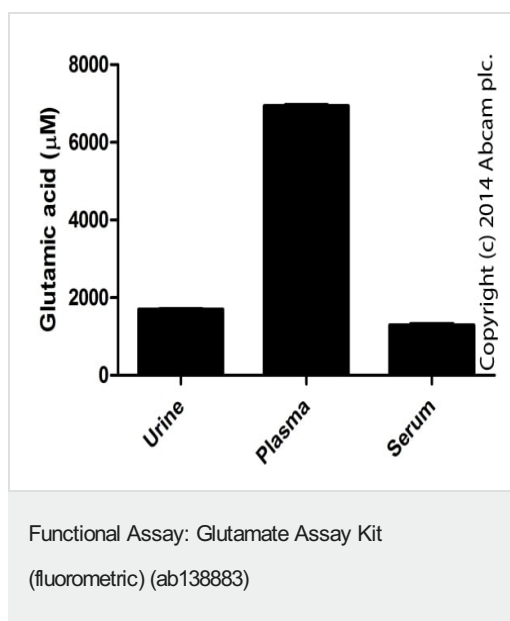


Glutamic acid measured in mouse tissue lysates, showing quantity (nmol) per mg of extracted protein (mean of duplicates, +/- SD).

Functional Assay: Glutamate Assay Kit
(fluorometric) (ab138883)



Glutamic acid measured in cell lysates showing quantity (nmol) per 10⁶ cells (mean of duplicates, +/- SD).



Glutamate measured in human biological fluids (mean of duplicates, +/- SD).

Please note: All products are "FOR RESEARCH USE ONLY. NOT FOR USE IN DIAGNOSTIC PROCEDURES"

Our Abpromise to you: Quality guaranteed and expert technical support

- Replacement or refund for products not performing as stated on the datasheet
- Valid for 12 months from date of delivery
- Response to your inquiry within 24 hours

- We provide support in Chinese, English, French, German, Japanese and Spanish
- Extensive multi-media technical resources to help you
- We investigate all quality concerns to ensure our products perform to the highest standards

If the product does not perform as described on this datasheet, we will offer a refund or replacement. For full details of the Abpromise, please visit <https://www.abcam.cn/abpromise> or contact our technical team.

Terms and conditions

- Guarantee only valid for products bought direct from Abcam or one of our authorized distributors