


Product datasheet

Anti-PRPF3 antibody ab95869

2 图像

概述

产品名称	Anti-PRPF3抗体
描述	兔多克隆抗体to PRPF3
经测试应用	适用于: IHC-P
种属反应性	与反应: Mouse, Human 预测可用于: Rat, Rabbit, Horse, Chicken, Guinea pig, Cow, Dog, Turkey, Pig, Chimpanzee, Rhesus monkey, Gorilla, Orangutan 
免疫原	Synthetic peptide, from a region within amino acids 100-150 of Human PRPF3 (NP_004689.1)
阳性对照	Human Controls: Breast Carcinoma, Colon Carcinoma, Linitis Plastica Stomach Cancer, Lung Adenocarcinoma, Ovarian Carcinoma, Placenta, Prostate Carcinoma, Stomach Adenocarcinoma, Testicular Seminoma. Mouse Controls: Colon Carcinoma CT26, Renal Cell Carcinoma, Teratoma.

性能

形式	Liquid
存放说明	Shipped at 4°C. Upon delivery aliquot and store at -20°C. Avoid freeze / thaw cycles.
存储溶液	Preservative: 0.09% Sodium Azide Constituents: 0.1% BSA, Tris buffered saline
纯度	Immunogen affinity purified
克隆	多克隆
同种型	IgG

应用

Our [Abpromise guarantee](#) covers the use of **ab95869** in the following tested applications.

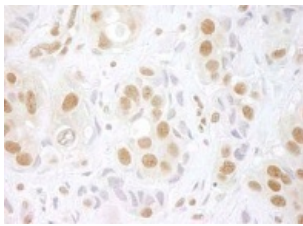
The application notes include recommended starting dilutions; optimal dilutions/concentrations should be determined by the end user.

应用	Ab评论	说明
IHC-P		1/100 - 1/500. Epitope exposure is recommended. Epitope exposure with citrate buffer will enhance staining.

靶标

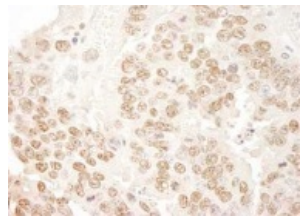
功能	Participates in pre-mRNA splicing. Part of the U4/U5/U6 tri-snRNP complex, one of the building blocks of the spliceosome.
组织特异性	Highly expressed in retina, liver, kidney and blood. Detected at lower levels in heart and brain.
疾病相关	Retinitis pigmentosa 18
序列相似性	Contains 1 PWI domain.
细胞定位	Nucleus speckle. Colocalizes with spliceosomal snRNPs.

Anti-PRPF3 antibody 图像



Immunohistochemistry (Formalin/PFA-fixed paraffin-embedded sections) - PRPF3 antibody (ab95869)

Formalin fixed, paraffin embedded human breast carcinoma labelled with ab95869 at a dilution of 1/100. Detection: DAB staining.



Immunohistochemistry (Formalin/PFA-fixed paraffin-embedded sections) - PRPF3 antibody (ab95869)

Formalin fixed paraffin embedded section of mouse teratoma labelled with ab95869 at a dilution of 1/100. Detection: DAB staining.

Please note: All products are "FOR RESEARCH USE ONLY AND ARE NOT INTENDED FOR DIAGNOSTIC OR THERAPEUTIC USE"

Our Abpromise to you: Quality guaranteed and expert technical support

- Replacement or refund for products not performing as stated on the datasheet
- Valid for 12 months from date of delivery
- Response to your inquiry within 24 hours
- We provide support in Chinese, English, French, German, Japanese and Spanish
- Extensive multi-media technical resources to help you
- We investigate all quality concerns to ensure our products perform to the highest standards

If the product does not perform as described on this datasheet, we will offer a refund or replacement. For full details of the Abpromise, please visit <http://www.abcam.cn/abpromise> or contact our technical team.

Terms and conditions

- Guarantee only valid for products bought direct from Abcam or one of our authorized distributors