




Product datasheet

Anti-Chd1 antibody ab94848

1 图像

概述

产品名称	Anti-Chd1抗体
描述	兔多克隆抗体to Chd1
宿主	Rabbit
经测试应用	适用于: WB
种属反应性	与反应: Human 预测可用于: Mouse, Rabbit, Horse, Guinea pig, Dog 
免疫原	Synthetic peptide corresponding to Human Chd1 aa 1332-1381 (internal sequence). Sequence: RKARAKKNKAMKSIKVKEEIKSDSSPLPSEKSDEDDDKLSSEKSDGRERS Database link: O14646  Run BLAST with  Run BLAST with
阳性对照	Human fetal stomach lysate

性能

形式	Liquid
存放说明	Shipped at 4°C. Upon delivery aliquot and store at -20°C. Avoid freeze / thaw cycles.
存储溶液	Preservative: None Constituents: 2% Sucrose, PBS
纯度	Immunogen affinity purified
克隆	多克隆
同种型	IgG

应用

Our [Abpromise guarantee](#) covers the use of **ab94848** in the following tested applications.

The application notes include recommended starting dilutions; optimal dilutions/concentrations should be determined by the end user.

应用	Ab评论	说明
WB		Use a concentration of 1 µg/ml. Predicted molecular weight: 197 kDa. Good results were obtained when blocked with 5% non-fat dry milk in 0.05% PBS-T.

靶标

功能

ATP-dependent chromatin-remodeling factor which functions as substrate recognition component of the transcription regulatory histone acetylation (HAT) complex SAGA. Regulates polymerase II transcription. Also required for efficient transcription by RNA polymerase I, and more specifically the polymerase I transcription termination step. Regulates negatively DNA replication. Not only involved in transcription-related chromatin-remodeling, but also required to maintain a specific chromatin configuration across the genome. Is also associated with histone deacetylase (HDAC) activity (By similarity). Required for the bridging of SNF2, the FACT complex, the PAF complex as well as the U2 snRNP complex to H3K4me3. Functions to modulate the efficiency of pre-mRNA splicing in part through physical bridging of spliceosomal components to H3K4me3. Required for maintaining open chromatin and pluripotency in embryonic stem cells.

序列相似性

Belongs to the SNF2/RAD54 helicase family.
 Contains 2 chromo domains.
 Contains 1 helicase ATP-binding domain.
 Contains 1 helicase C-terminal domain.

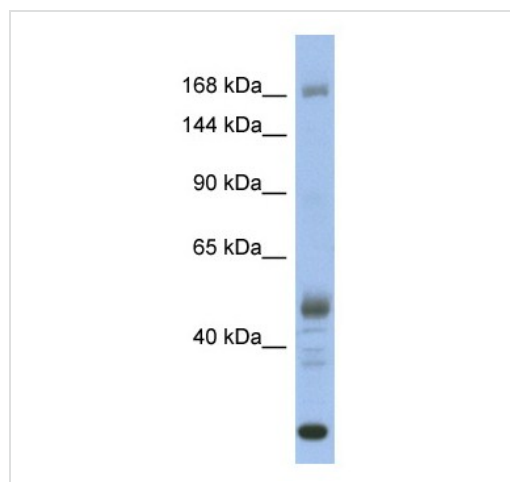
结构域

The 2 chromodomains are involved in the binding to the histone H3 methyllysine at position 4 (H3K4me3).

细胞定位

Nucleus. Cytoplasm. Is released into the cytoplasm when cells enter mitosis and is reincorporated into chromatin during telophase-cytokinesis.

图片



Western blot - Chd1 antibody (ab94848)

Anti-Chd1 antibody (ab94848) at 1 µg/ml +
 Human fetal stomach lysate at 10 µg

Secondary

HRP conjugated anti-Rabbit IgG at 1/50000
 dilution

Predicted band size: 197 kDa

Gel concentration: 6-18%

Our Abpromise to you: Quality guaranteed and expert technical support

- Replacement or refund for products not performing as stated on the datasheet
- Valid for 12 months from date of delivery
- Response to your inquiry within 24 hours

- We provide support in Chinese, English, French, German, Japanese and Spanish
- Extensive multi-media technical resources to help you
- We investigate all quality concerns to ensure our products perform to the highest standards

If the product does not perform as described on this datasheet, we will offer a refund or replacement. For full details of the Abpromise, please visit <http://www.abcam.cn/abpromise> or contact our technical team.

Terms and conditions

- Guarantee only valid for products bought direct from Abcam or one of our authorized distributors