

Product datasheet

Anti-TBCC antibody ab88436

3 图像

概述

产品名称	Anti-TBCC抗体
描述	小鼠多克隆抗体to TBCC
经测试应用	适用于: WB
种属反应性	与反应: Human
免疫原	Full length human TBCC protein (NP_003183.1).
阳性对照	Human spleen tissue lysate, HepG2 cell lysate and lysate from TBCC transfected 293T cells.

性能

形式	Liquid
存放说明	Shipped at 4°C. Upon delivery aliquot and store at -20°C or -80°C. Avoid repeated freeze / thaw cycles.
存储溶液	Preservative: None Constituents: PBS, pH 7.2
纯度	Protein A purified
克隆	多克隆
同种型	IgG

应用

Our [Abpromise guarantee](#) covers the use of **ab88436** in the following tested applications.

The application notes include recommended starting dilutions; optimal dilutions/concentrations should be determined by the end user.

应用	Ab评论	说明
WB		Use a concentration of 1 µg/ml. Detects a band of approximately 39 kDa (predicted molecular weight: 39 kDa).

靶标

功能 Tubulin-folding protein; involved in the final step of the tubulin folding pathway.

组织特异性

Expressed in the retina. Expressed in the rod and cone photoreceptors, extending from the inner segments (IS), through the outer nuclear layer (ONL) and into the synapses in the outer plexiform layer (OPL). Strongly expressed to the photoreceptor connecting cilium at the tips of the IS (at protein level).

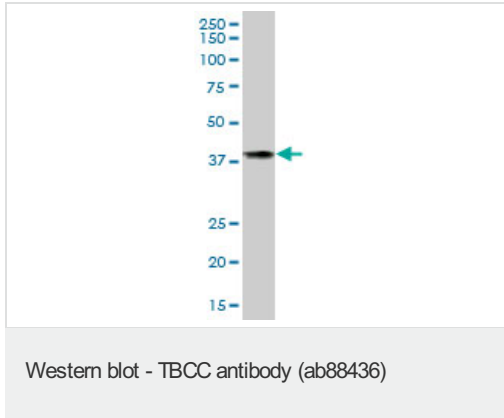
序列相似性

Belongs to the TBCC family.
Contains 1 C-CAP/cofactor C-like domain.

细胞定位

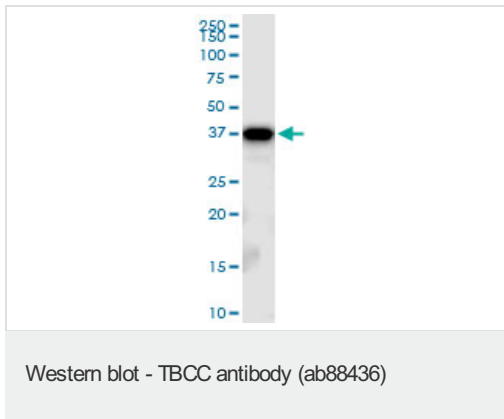
Cytoplasm. Detected predominantly in the photoreceptor connecting cilium.

图片




Anti-TBCC antibody (ab88436) at 1 µg/ml +
human spleen tissue lysate at 50 µg

Predicted band size : 39 kDa
Observed band size : 39 kDa



Anti-TBCC antibody (ab88436) at 1 µg/ml +
HepG2 cell lysate at 50 µg

Predicted band size : 39 kDa
Observed band size : 39 kDa



All lanes : Anti-TBCC antibody (ab88436) at
1 µg/ml

Lane 1 : cell lysate from TBCC transfected
293T cells

Lane 2 : cell lysate from non transfected 293T
cells

Lysates/proteins at 50 µg per lane.

Predicted band size : 39 kDa

Observed band size : 39 kDa

Please note: All products are "FOR RESEARCH USE ONLY AND ARE NOT INTENDED FOR DIAGNOSTIC OR THERAPEUTIC USE"

Our Abpromise to you: Quality guaranteed and expert technical support

- Replacement or refund for products not performing as stated on the datasheet
- Valid for 12 months from date of delivery
- Response to your inquiry within 24 hours
- We provide support in Chinese, English, French, German, Japanese and Spanish
- Extensive multi-media technical resources to help you
- We investigate all quality concerns to ensure our products perform to the highest standards

If the product does not perform as described on this datasheet, we will offer a refund or replacement. For full details of the Abpromise, please visit <http://www.abcam.cn/abpromise> or contact our technical team.

Terms and conditions

- Guarantee only valid for products bought direct from Abcam or one of our authorized distributors