

Product datasheet

Anti-GRIM19 antibody ab88094

4 图像

概述

产品名称	Anti-GRIM19抗体
描述	小鼠多克隆抗体to GRIM19
宿主	Mouse
经测试应用	适用于: WB, IHC-P, ICC/IF
种属反应性	与反应: Human
免疫原	Full length Human GRIM19 (AAH09189.1).
阳性对照	Human liver lysate, GRIM19 transfected 293T cell lysate, HeLa cells and Human pancreas.

性能

形式	Liquid
存放说明	Shipped at 4°C. Upon delivery aliquot and store at -20°C or -80°C. Avoid repeated freeze / thaw cycles.
存储溶液	Preservative: None Constituents: 1X PBS, pH 7.2
纯度	Protein A purified
克隆	多克隆
同种型	IgG

应用

Our [Abpromise guarantee](#) covers the use of **ab88094** in the following tested applications.

The application notes include recommended starting dilutions; optimal dilutions/concentrations should be determined by the end user.

应用	Ab评论	说明
WB		
IHC-P		
ICC/IF		

应用说明

ICC/IF: Use at a concentration of 10 µg/ml.

IHC-P: Use at a concentration of 3 µg/ml. Perform heat mediated antigen retrieval via the microwave method in 1X citrate buffer (pH 6.0) before commencing with IHC staining protocol.

WB: Use at a concentration of 1 µg/ml. Predicted molecular weight: 17 kDa.

Not yet tested in other applications.

Optimal dilutions/concentrations should be determined by the end user.

靶标

功能

Accessory subunit of the mitochondrial membrane respiratory chain NADH dehydrogenase (Complex I), that is believed not to be involved in catalysis. Complex I functions in the transfer of electrons from NADH to the respiratory chain. The immediate electron acceptor for the enzyme is believed to be ubiquinone. Involved in the interferon/all-trans-retinoic acid (IFN/RA) induced cell death. This apoptotic activity is inhibited by interaction with viral IRF1. Prevents the transactivation of STAT3 target genes. May play a role in CARD15-mediated innate mucosal responses and serve to regulate intestinal epithelial cell responses to microbes.

组织特异性

Widely expressed, with highest expression in heart, skeletal muscle, liver, kidney and placenta. In intestinal mucosa, down-regulated in areas involved in Crohn disease and ulcerative colitis.

疾病相关

Defects in NDUFA13 may be a cause of susceptibility to Hurthle cell thyroid carcinoma (HCTC) [MIM:607464]. Hurthle cell thyroid carcinoma accounts for approximately 3% of all thyroid cancers. Although they are classified as variants of follicular neoplasms, they are more often multifocal and somewhat more aggressive and are less likely to take up iodine than are other follicular neoplasms.

序列相似性

Belongs to the complex I NDUFA13 subunit family.


发展阶段

Expressed in numerous fetal tissues.

细胞定位

Mitochondrion inner membrane. Nucleus. May be translocated into the nucleus upon IFN/RA treatment.

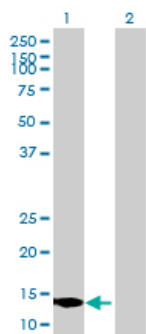
图片



Anti-GRIM19 antibody (ab88094) at 1 µg/ml +
human liver lysate at 50 µg

Predicted band size: 17 kDa

Observed band size: 19 kDa



Western blot - GRIM19 antibody (ab88094)

All lanes : Anti-GRIM19 antibody (ab88094)

at 1 µg/ml

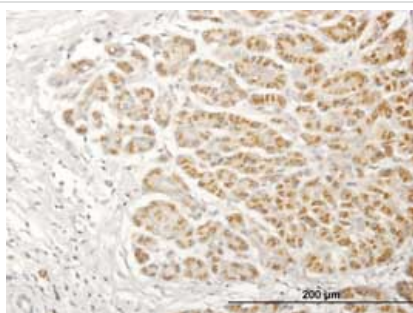
Lane 1 : GRIM19 transfected 293T cell lysate

Lane 2 : Non-transfected 293T cell lysate

Lysates/proteins at 25 µg per lane.

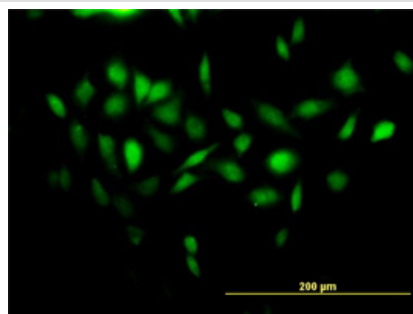
Predicted band size: 17 kDa

Observed band size: 14 kDa



Immunohistochemistry (Formalin/PFA-fixed paraffin-embedded sections) - GRIM19 antibody (ab88094)

ab88094, at 3 µg/ml, staining GRIM19 in formalin-fixed, paraffin-embedded human pancreas by Immunohistochemistry.



Immunocytochemistry/ Immunofluorescence - GRIM19 antibody (ab88094)

ab88094, at 10 µg/ml staining GRIM19, in HeLa cells by Immunofluorescence.

Please note: All products are "FOR RESEARCH USE ONLY AND ARE NOT INTENDED FOR DIAGNOSTIC OR THERAPEUTIC USE"

Our Abpromise to you: Quality guaranteed and expert technical support

- Replacement or refund for products not performing as stated on the datasheet
- Valid for 12 months from date of delivery
- Response to your inquiry within 24 hours
- We provide support in Chinese, English, French, German, Japanese and Spanish

- Extensive multi-media technical resources to help you
- We investigate all quality concerns to ensure our products perform to the highest standards

If the product does not perform as described on this datasheet, we will offer a refund or replacement. For full details of the Abpromise, please visit <http://www.abcam.cn/abpromise> or contact our technical team.

Terms and conditions

- Guarantee only valid for products bought direct from Abcam or one of our authorized distributors