


Product datasheet

Anti-TDP1 antibody ab84747

2 图像

概述

产品名称	Anti-TDP1抗体
描述	兔多克隆抗体to TDP1
宿主	Rabbit
经测试应用	适用于: IHC-P
种属反应性	与反应: Human 预测可用于: Chimpanzee, Gorilla, Orangutan 
免疫原	Synthetic peptide, corresponding to a region between residues 1 and 50 of human TDP1 (NP_001008744.1)
阳性对照	Human Anaplastic Thyroid Carcinoma, Breast Carcinoma, Ovarian Carcinoma, Pancreatic Islet Cell Tumor, Prostate Carcinoma and Stomach Adenocarcinoma tissues.

性能

形式	Liquid
存放说明	Shipped at 4°C. Upon delivery aliquot and store at -20°C. Avoid freeze / thaw cycles.
存储溶液	Preservative: 0.09% Sodium Azide Constituents: 0.1% BSA, Tris buffered saline
纯度	Immunogen affinity purified
纯化说明	ab84747 was affinity purified using an epitope specific to TDP1 immobilized on solid support.
克隆	多克隆
同种型	IgG

应用

Our [Abpromise guarantee](#) covers the use of **ab84747** in the following tested applications.

The application notes include recommended starting dilutions; optimal dilutions/concentrations should be determined by the end user.

应用	Ab评论	说明
IHC-P		

应用说明

IHC-P: 1/100 - 1/500.

Epitope exposure with citrate buffer will enhance staining.

Not yet tested in other applications.

Optimal dilutions/concentrations should be determined by the end user.

靶标

功能

DNA repair enzyme that can remove a variety of covalent adducts from DNA through hydrolysis of a 3'-phosphodiester bond, giving rise to DNA with a free 3' phosphate. Catalyzes the hydrolysis of dead-end complexes between DNA and the topoisomerase I active site tyrosine residue. Hydrolyzes 3'-phosphoglycolates on protruding 3' ends on DNA double-strand breaks due to DNA damage by radiation and free radicals. Acts on blunt-ended double-strand DNA breaks and on single-stranded DNA. Has low 3'exonuclease activity and can remove a single nucleoside from the 3'end of DNA and RNA molecules with 3'hydroxyl groups. Has no exonuclease activity towards DNA or RNA with a 3'phosphate.

组织特异性

Ubiquitously expressed. Similar expression throughout the central nervous system (whole brain, amygdala, caudate nucleus, cerebellum, cerebral cortex, frontal lobe, hippocampus, medulla oblongata, occipital lobe, putamen, substantia nigra, temporal lobe, thalamus, nucleus accumbens and spinal cord) and increased expression in testis and thymus.

疾病相关

Spinocerebellar ataxia, autosomal recessive, with axonal neuropathy

序列相似性

Belongs to the tyrosyl-DNA phosphodiesterase family.

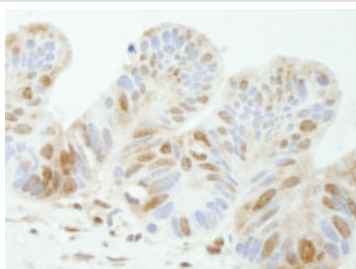
翻译后修饰

Phosphorylated on serine and/or threonine residues, but not on tyrosine residues.

细胞定位

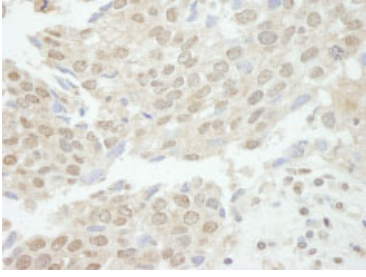
Nucleus. Cytoplasm.

图片



ab84747 at 1/250 dilution staining TDP1 in human ovarian tumor by Immunohistochemistry, Formalin-fixed, Paraffin-embedded tissue. Detection: DAB staining.

Immunohistochemistry (Formalin/PFA-fixed paraffin-embedded sections) - TDP1 antibody (ab84747)



ab84747 at 1/250 dilution staining TDP1 in human breast carcinoma by Immunohistochemistry, Formalin-fixed, Paraffin-embedded tissue. Detection: DAB staining.

Immunohistochemistry (Formalin/PFA-fixed paraffin-embedded sections) - TDP1 antibody (ab84747)

Please note: All products are "FOR RESEARCH USE ONLY AND ARE NOT INTENDED FOR DIAGNOSTIC OR THERAPEUTIC USE"

Our Abpromise to you: Quality guaranteed and expert technical support

- Replacement or refund for products not performing as stated on the datasheet
- Valid for 12 months from date of delivery
- Response to your inquiry within 24 hours
- We provide support in Chinese, English, French, German, Japanese and Spanish
- Extensive multi-media technical resources to help you
- We investigate all quality concerns to ensure our products perform to the highest standards

If the product does not perform as described on this datasheet, we will offer a refund or replacement. For full details of the Abpromise, please visit <http://www.abcam.cn/abpromise> or contact our technical team.

Terms and conditions

- Guarantee only valid for products bought direct from Abcam or one of our authorized distributors