


Product datasheet

Anti-RNF40 antibody ab84515

2 图像

概述

产品名称	Anti-RNF40抗体
描述	兔多克隆抗体to RNF40
宿主	Rabbit
经测试应用	适用于: IHC-P
种属反应性	与反应: Human 预测可用于: Chimpanzee, Rhesus monkey, Gorilla 
免疫原	Synthetic peptide corresponding to a region between residues 540 and 590 of human RNF40 (NP_055586.1)
阳性对照	Human mucinous ovarian carcinoma and human prostate adenocarcinoma tissues.

性能

形式	Liquid
存放说明	Shipped at 4°C. Upon delivery aliquot and store at -20°C. Avoid freeze / thaw cycles.
存储溶液	Preservative: 0.09% Sodium Azide Constituents: 0.1% BSA, Tris buffered saline
纯度	Immunogen affinity purified
克隆	多克隆
同种型	IgG

应用

Our [Abpromise guarantee](#) covers the use of **ab84515** in the following tested applications.

The application notes include recommended starting dilutions; optimal dilutions/concentrations should be determined by the end user.

应用	Ab评论	说明
----	------	----

IHC-P

应用说明	IHC-P: 1/100 - 1/500. Epitope exposure with citrate buffer will enhance staining.
------	--

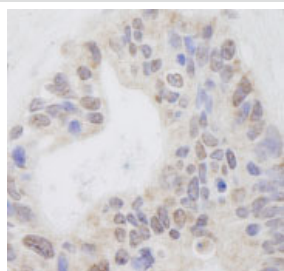
Not yet tested in other applications.

Optimal dilutions/concentrations should be determined by the end user.

## 靶标

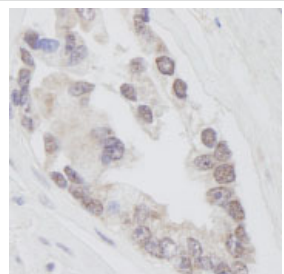
<b>功能</b>	E3 ubiquitin-protein ligase that mediates monoubiquitination of 'Lys-120' of histone H2B (H2BK120ub1). H2BK120ub1 gives a specific tag for epigenetic transcriptional activation and is also prerequisite for histone H3 'Lys-4' and 'Lys-79' methylation (H3K4me and H3K79me, respectively). Forms a ubiquitin ligase complex in cooperation with the E2 enzyme UBE2E1/UBCH6. It thereby plays a central role in histone code and gene regulation. Required for transcriptional activation of Hox genes.
<b>组织特异性</b>	Ubiquitously expressed. Expressed at higher level in testis, heart and pancreas, while it is only weakly expressed in lung, skeletal muscle and small intestine.
<b>通路</b>	Protein modification; protein ubiquitination.
<b>序列相似性</b>	Belongs to the BRE1 family. Contains 1 RING-type zinc finger.
<b>细胞定位</b>	Nucleus.

## 图片



ab84515 at 1/250 dilution staining RNF40 in human mucinous ovarian carcinoma by Immunohistochemistry, Formalin-fixed, Paraffin-embedded tissue. Detection: DAB staining.

Immunohistochemistry (Formalin/PFA-fixed paraffin-embedded sections) - RNF40 antibody (ab84515)



ab84515 at 1/250 dilution staining RNF40 in human prostate adenocarcinoma by Immunohistochemistry, Formalin-fixed, Paraffin-embedded tissue. Detection: DAB staining.

Immunohistochemistry (Formalin/PFA-fixed paraffin-embedded sections) - RNF40 antibody (ab84515)

**Please note:** All products are "FOR RESEARCH USE ONLY AND ARE NOT INTENDED FOR DIAGNOSTIC OR THERAPEUTIC USE"

## **Our Abpromise to you: Quality guaranteed and expert technical support**

---

- Replacement or refund for products not performing as stated on the datasheet
- Valid for 12 months from date of delivery
- Response to your inquiry within 24 hours
  
- We provide support in Chinese, English, French, German, Japanese and Spanish
- Extensive multi-media technical resources to help you
- We investigate all quality concerns to ensure our products perform to the highest standards

If the product does not perform as described on this datasheet, we will offer a refund or replacement. For full details of the Abpromise, please visit <http://www.abcam.cn/abpromise> or contact our technical team.

## **Terms and conditions**

---

- Guarantee only valid for products bought direct from Abcam or one of our authorized distributors