

Product datasheet

Anti-COUP TF1 antibody ab80698

4 图像

概述

产品名称	Anti-COUP TF1抗体
描述	兔多克隆抗体to COUP TF1
宿主	Rabbit
经测试应用	适用于: WB, ELISA
种属反应性	与反应: Human 预测可用于: Mouse, Rat, Chicken, Cow, Pig, Zebrafish
免疫原	Synthetic peptide: GAGEQQQQAG SGAPHTPQTP GQPGAPATPG TAGDKGQGPP GSGQSQQHIE , corresponding to N terminal amino acids 36-85 of Human COUP TF1 Run BLAST with ExPASy Run BLAST with NCBI
阳性对照	Transfected 293T cell lysate

性能

形式	Liquid
存放说明	Shipped at 4°C. Upon delivery aliquot and store at -20°C. Avoid freeze / thaw cycles.
存储溶液	Preservative: None Constituents: 2% Sucrose, PBS
纯度	Immunogen affinity purified
克隆	多克隆
同种型	IgG

应用

Our [Abpromise guarantee](#) covers the use of **ab80698** in the following tested applications.

The application notes include recommended starting dilutions; optimal dilutions/concentrations should be determined by the end user.

应用	Ab 评论	说明

应用	Ab 评论	说明
----	-------	----

WB Use a concentration of 1 µg/ml. Detects a band of approximately 50 kDa (predicted molecular weight: 46 kDa). Good results were obtained when blocked with 5% non-fat dry milk in 0.05% PBS-T.

ELISA Use at an assay dependent concentration.
ELISA titre using peptide based assay 1/312500.

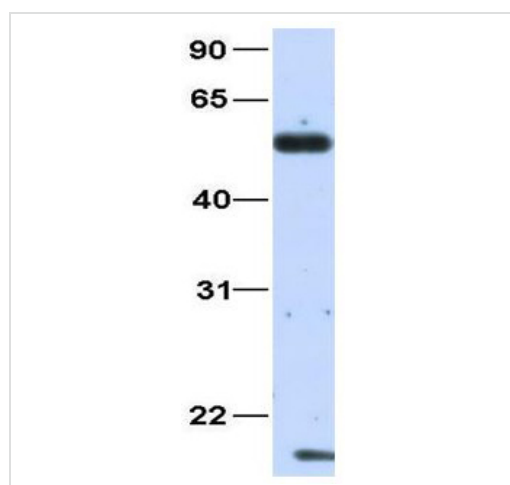
靶标

功能 Coup (chicken ovalbumin upstream promoter) transcription factor binds to the ovalbumin promoter and, in conjunction with another protein (S300-II) stimulates initiation of transcription. Binds to both direct repeats and palindromes of the 5'-AGGTCA-3' motif. Represses transcriptional activity of LHCG.

序列相似性 Belongs to the nuclear hormone receptor family. NR2 subfamily.
Contains 1 nuclear receptor DNA-binding domain.


细胞定位 Nucleus.

图片



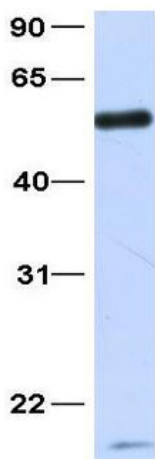
Western blot analysis of Human fetal lung tissue lysate labeling COUP TF1 with ab80698 at 1.0µg/ml.

Western blot - Anti-COUP TF1 antibody (ab80698)



Western blot analysis of Human fetal brain tissue lysate labeling COUP TF1 with ab80698 at 1.0µg/ml.

Western blot - Anti-COUP TF1 antibody (ab80698)



Western blot analysis of Human adult placenta tissue lysate labeling COUP TF1 with ab80698 at 1.0µg/ml.

Western blot - Anti-COUP TF1 antibody (ab80698)



Anti-COUP TF1 antibody (ab80698) at 1 µg/ml + transfected 293T cell lysate at 10 µg

Secondary

HRP conjugated anti-Rabbit IgG at 1/50000 dilution

Predicted band size: 46 kDa

Observed band size: 46 kDa

Western blot - COUP TF1 antibody (ab80698)

Gel concentration 12%

Our Abpromise to you: Quality guaranteed and expert technical support

- Replacement or refund for products not performing as stated on the datasheet
- Valid for 12 months from date of delivery
- Response to your inquiry within 24 hours

- We provide support in Chinese, English, French, German, Japanese and Spanish
- Extensive multi-media technical resources to help you
- We investigate all quality concerns to ensure our products perform to the highest standards

If the product does not perform as described on this datasheet, we will offer a refund or replacement. For full details of the Abpromise, please visit <http://www.abcam.cn/abpromise> or contact our technical team.

Terms and conditions

- Guarantee only valid for products bought direct from Abcam or one of our authorized distributors