

Product datasheet

Anti-HARS antibody ab77034

★★★★★ 1 Abreviews 3 图像

概述

产品名称	Anti-HARS抗体
描述	小鼠单克隆抗体to HARS
宿主	Mouse
经测试应用	适用于: WB, ELISA
种属反应性	与反应: Human 预测可用于: Mouse, Rat, Hamster, Cow, Cynomolgus monkey, Orangutan
免疫原	Recombinant fragment: MAERAALEEL VKLQGERVRG LKQQKASAEL IEEEVAKLLK LKAQLGPDES KQKFVLKTPK GTRDYSPRQM AVREKVFVDVI IRCFKRHGAE VIDTPV, corresponding to amino acids 1-96 of human HARS (NP_002100) with a 26 kDa tag Run BLAST with ExPASy Run BLAST with NCBI
阳性对照	HeLa cytoplasmic lysate; partial recombinant human HARS (the immunogen).

性能

形式	Liquid
存放说明	Shipped at 4°C. Upon delivery aliquot and store at -20°C. Avoid repeated freeze / thaw cycles.
存储溶液	Preservative: None Constituents: 1X PBS, pH 7.2
纯度	Protein A purified
克隆	单克隆
同种型	IgG2a
轻链类型	kappa

应用

Our [Abpromise guarantee](#) covers the use of **ab77034** in the following tested applications.

The application notes include recommended starting dilutions; optimal dilutions/concentrations should be determined by the end user.

应用	Ab评论	说明
WB		1/500 - 1/1000. Predicted molecular weight: 56 kDa.
ELISA	★★★★★	Use at an assay dependent dilution. Use HRP conjugated goat anti-rabbit IgG (H+L) as a secondary antibody. Detection limit for recombinant HARS is approximately 0.3 ng/ml as a capture antibody.

靶标

组织特异性

Brain, heart, liver and kidney.

疾病相关

Defects in HARS are a cause of Usher syndrome type 3B (USH3B) [MIM:614504]. USH3B is a syndrome characterized by progressive vision and hearing loss during early childhood. Some patients have the so-called 'Charles Bonnet syndrome,' involving decreased visual acuity and vivid visual hallucinations. USH is a genetically heterogeneous condition characterized by the association of retinitis pigmentosa with sensorineural deafness. Age at onset and differences in auditory and vestibular function distinguish Usher syndrome type 1 (USH1), Usher syndrome type 2 (USH2) and Usher syndrome type 3 (USH3). USH3 is characterized by postlingual, progressive hearing loss, variable vestibular dysfunction, and onset of retinitis pigmentosa symptoms, including nyctalopia, constriction of the visual fields, and loss of central visual acuity, usually by the second decade of life.

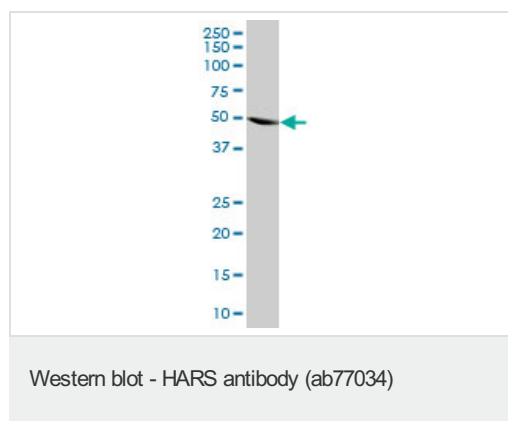
序列相似性

Belongs to the class-II aminoacyl-tRNA synthetase family.
Contains 1 WHEP-TRS domain.

细胞定位

Cytoplasm.

图片



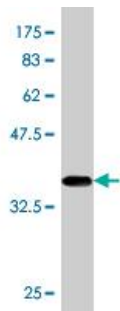
Anti-HARS antibody (ab77034) at 1/500 dilution + HeLa cell lysate at 25 µg

Secondary

Goat Anti-Mouse IgG (H&L)-HRP Conjugate at 1/2500 dilution

Predicted band size: 56 kDa

Observed band size: 50 kDa



Western blot - HARS antibody [Not required]
(ab77034)

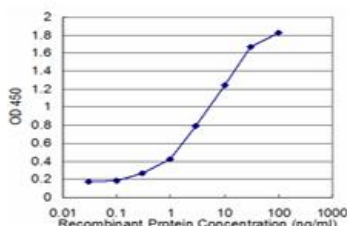
Anti-HARS antibody (ab77034) at 1/500 dilution + partial recombinant human HARS protein at 0.2 µg

Secondary

Goat Anti-Mouse IgG (H&L)-HRP Conjugate at 1/5000 dilution

Predicted band size: 56 kDa

Observed band size: 37 kDa



ELISA - HARS antibody [Not required] (ab77034)

Sandwich ELISA using ab77034 at 1 µg/mL, 100 µL/well and recombinant HARS protein. HRP conjugated goat anti-rabbit IgG (H+L) used as secondary antibody.

Please note: All products are "FOR RESEARCH USE ONLY AND ARE NOT INTENDED FOR DIAGNOSTIC OR THERAPEUTIC USE"

Our Abpromise to you: Quality guaranteed and expert technical support

- Replacement or refund for products not performing as stated on the datasheet
- Valid for 12 months from date of delivery
- Response to your inquiry within 24 hours
- We provide support in Chinese, English, French, German, Japanese and Spanish
- Extensive multi-media technical resources to help you
- We investigate all quality concerns to ensure our products perform to the highest standards

If the product does not perform as described on this datasheet, we will offer a refund or replacement. For full details of the Abpromise, please visit <http://www.abcam.cn/abpromise> or contact our technical team.

Terms and conditions

- Guarantee only valid for products bought direct from Abcam or one of our authorized distributors