


Product datasheet

Anti-ELK3 antibody ab77012

2 图像

概述

<b>产品名称</b>	Anti-ELK3抗体
<b>描述</b>	小鼠单克隆抗体to ELK3
<b>经测试应用</b>	<b>适用于:</b> ELISA, WB
<b>种属反应性</b>	<b>与反应:</b> Human <b>预测可用于:</b> Mouse, Rat, Horse, Cow, Dog, Chimpanzee, Rhesus monkey 
<b>免疫原</b>	Recombinant fragment: SRESLLLQDS DCKASPEGRE AHKHGLAALR STSRNEYIHS GLYSSFTINS LQNPPDAFKA IKTEKLEPP EDSPPVVEEVR TVIRFVTNKT DKHVTRPVVS, corresponding to amino acids 101-201 of Human ELK3 (NP_005221) with tag. <a href="#">Run BLAST with ExPASy</a> <a href="#">Run BLAST with NCBI</a>
<b>阳性对照</b>	ELK3 transfected 293T cell lysate; Recombinant tagged human ELK fragment.

性能

<b>形式</b>	Liquid
<b>存放说明</b>	Shipped at 4°C. Upon delivery aliquot. Store at -20°C or -80°C. Avoid freeze / thaw cycle.
<b>存储溶液</b>	Preservative: None Constituents: 1X PBS, pH 7.2
<b>纯度</b>	Protein A purified
<b>克隆</b>	单克隆
<b>同种型</b>	IgG2a
<b>轻链类型</b>	kappa

应用

Our [Abpromise guarantee](#) covers the use of **ab77012** in the following tested applications.

The application notes include recommended starting dilutions; optimal dilutions/concentrations should be determined by the end user.

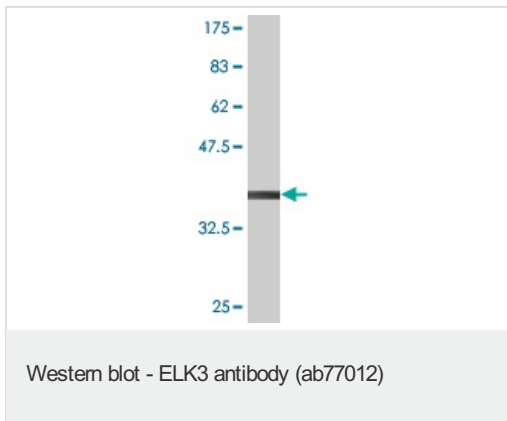
应用	Ab评论	说明
ELISA		Use at an assay dependent dilution. Detection limit for recombinant tagged ELK3 is approximately 0.3ng/ml when used as a capture antibody.

WB Use a concentration of 1 - 5 µg/ml. Detects a band of approximately 44 kDa (predicted molecular weight: 44 kDa).

## 靶标

功能	May be a negative regulator of transcription, but can activate transcription when coexpressed with Ras, Src or Mos. Forms a ternary complex with the serum response factor and the ETS and SRF motifs of the Fos serum response element.
序列相似性	Belongs to the ETS family. Contains 1 ETS DNA-binding domain.
细胞定位	Nucleus.

## Anti-ELK3 antibody 图像



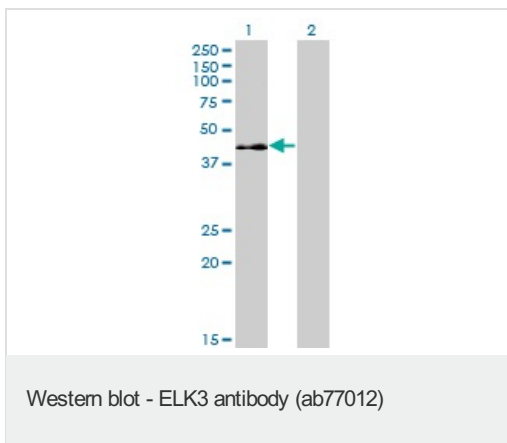
Anti-ELK3 antibody (ab77012) at 1 µg/ml +  
Recombinant tagged human ELK3 fragment  
at 0.2 µg

### Secondary

Goat anti-Mouse IgG (H&L)-HRP at 1/5000  
dilution

**Predicted band size :** 44 kDa

**Observed band size :** 37 kDa



**All lanes :** Anti-ELK3 antibody (ab77012) at 1  
µg/ml

**Lane 1 :** ELK3 transfected 293T cell lysate

**Lane 2 :** Non-transfected 293T cell lysate

Lysates/proteins at 25 µg per lane.

### Secondary

Goat anti-Mouse IgG (H&L)-HRP at 1/2500  
dilution

**Predicted band size :** 44 kDa

**Observed band size :** 44 kDa

**Please note:** All products are "FOR RESEARCH USE ONLY AND ARE NOT INTENDED FOR DIAGNOSTIC OR THERAPEUTIC USE"

## Our Abpromise to you: Quality guaranteed and expert technical support

- Replacement or refund for products not performing as stated on the datasheet
- Valid for 12 months from date of delivery

- Response to your inquiry within 24 hours
- We provide support in Chinese, English, French, German, Japanese and Spanish
- Extensive multi-media technical resources to help you
- We investigate all quality concerns to ensure our products perform to the highest standards

If the product does not perform as described on this datasheet, we will offer a refund or replacement. For full details of the Abpromise, please visit <http://www.abcam.cn/abpromise> or contact our technical team.

### **Terms and conditions**

---

- Guarantee only valid for products bought direct from Abcam or one of our authorized distributors