


Product datasheet

Anti-MED4 antibody ab75791

1 References 3 图像

概述

产品名称	Anti-MED4抗体
描述	兔多克隆抗体to MED4
宿主	Rabbit
经测试应用	适用于: IHC-P, WB
种属反应性	与反应: Human 预测可用于: Mouse, Rat, Rabbit, Horse, Chicken, Guinea pig, Cow, Cat, Dog, Zebrafish 
免疫原	Synthetic peptide (Human)
阳性对照	Fetal liver lysate.

性能

形式	Liquid
存放说明	Shipped at 4°C. Upon delivery aliquot and store at -20°C or -80°C. Avoid repeated freeze / thaw cycles.
存储溶液	Preservative: None Constituents: 2% Sucrose, PBS
纯度	Immunogen affinity purified
克隆	多克隆
同种型	IgG

应用

Our [Abpromise guarantee](#) covers the use of **ab75791** in the following tested applications.

The application notes include recommended starting dilutions; optimal dilutions/concentrations should be determined by the end user.

应用	Ab评论	说明
IHC-P		Use a concentration of 5 µg/ml.

应用	Ab评论	说明
WB		Use a concentration of 1 µg/ml. Predicted molecular weight: 30 kDa. Good results were obtained when blocked with 5% non-fat dry milk in 0.05% PBS-T.

## 靶标

### 功能

Component of the Mediator complex, a coactivator involved in the regulated transcription of nearly all RNA polymerase II-dependent genes. Mediator functions as a bridge to convey information from gene-specific regulatory proteins to the basal RNA polymerase II transcription machinery. Mediator is recruited to promoters by direct interactions with regulatory proteins and serves as a scaffold for the assembly of a functional preinitiation complex with RNA polymerase II and the general transcription factors.

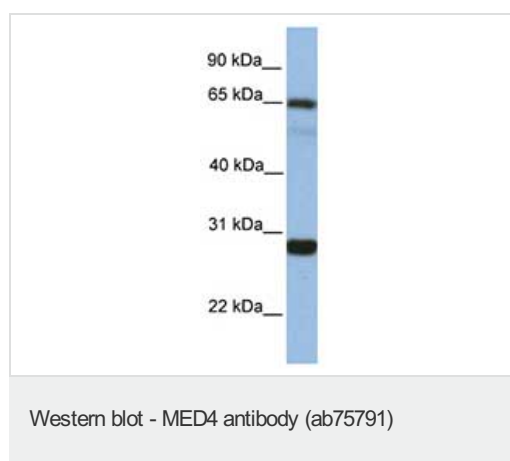
### 序列相似性

Belongs to the Mediator complex subunit 4 family.

### 细胞定位

Nucleus.

## 图片



Anti-MED4 antibody (ab75791) at 1 µg/ml (in 5% skim milk / PBS buffer) + Fetal liver lysate at 10 µg

### Secondary

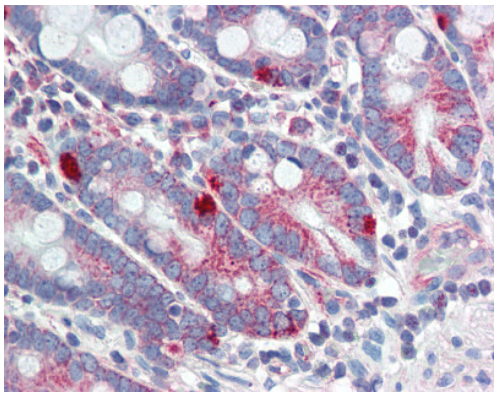
HRP conjugated anti-Rabbit IgG at 1/50000 dilution

**Predicted band size:** 30 kDa

**Observed band size:** 30 kDa

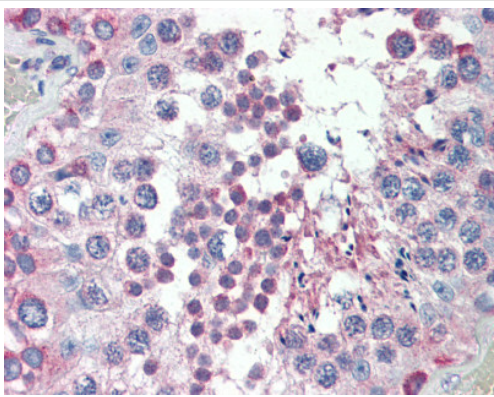
**Additional bands at:** 65 kDa. We are unsure as to the identity of these extra bands.

Gel concentration: 12%



ab75791 at 5 µg/ml staining MED4 in Human small intestine by Immunohistochemistry (Formalin/PFA-fixed paraffin-embedded sections).

Immunohistochemistry (Formalin/PFA-fixed paraffin-embedded sections) - Anti-MED4 antibody (ab75791)



ab75791 at 5 µg/ml staining MED4 in Human testis by Immunohistochemistry (Formalin/PFA-fixed paraffin-embedded sections).

Immunohistochemistry (Formalin/PFA-fixed paraffin-embedded sections) - Anti-MED4 antibody (ab75791)

**Please note:** All products are "FOR RESEARCH USE ONLY AND ARE NOT INTENDED FOR DIAGNOSTIC OR THERAPEUTIC USE"

### Our Abpromise to you: Quality guaranteed and expert technical support

- Replacement or refund for products not performing as stated on the datasheet
- Valid for 12 months from date of delivery
- Response to your inquiry within 24 hours
- We provide support in Chinese, English, French, German, Japanese and Spanish
- Extensive multi-media technical resources to help you
- We investigate all quality concerns to ensure our products perform to the highest standards

If the product does not perform as described on this datasheet, we will offer a refund or replacement. For full details of the Abpromise, please visit <http://www.abcam.cn/abpromise> or contact our technical team.

## Terms and conditions

---

- Guarantee only valid for products bought direct from Abcam or one of our authorized distributors