


Product datasheet

Anti-Raf1 antibody ab61139

2 图像

概述

产品名称	Anti-Raf1 抗体
描述	兔多克隆抗体 to Raf1
特异性	Detects endogenous levels of total RAF1 protein.
经测试应用	适用于: ELISA, IHC-P, WB
种属反应性	与反应: Human 预测可用于: Mouse, Rat 
免疫原	Synthetic non phosphopeptide derived from human RAF1 around the phosphorylation site of serine 43 (RAS ^P DD).
阳性对照	Human Brain tissue (IHC) Extracts from 293 cells treated with PMA (WB)

性能

形式	Liquid
存放说明	Shipped at 4°C. Upon delivery aliquot and store at -20°C. Avoid freeze / thaw cycles.
存储溶液	Preservative: 0.02% Sodium Azide Constituents: 50% Glycerol, PBS (without Mg ²⁺ and Ca ²⁺), 150mM Sodium chloride, pH 7.4
纯度	Immunogen affinity purified
纯化说明	Purified from rabbit antiserum.
克隆	多克隆
同种型	IgG

应用

Our [Abpromise guarantee](#) covers the use of **ab61139** in the following tested applications.

The application notes include recommended starting dilutions; optimal dilutions/concentrations should be determined by the end user.

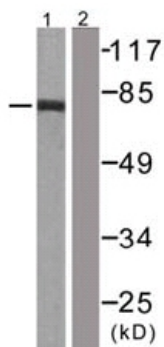
应用	Ab评论	说明
ELISA		1/5000.

应用	Ab评论	说明
IHC-P		1/50 - 1/100.
WB		1/500 - 1/1000. Detects a band of approximately 73 kDa (predicted molecular weight: 73 kDa).

靶标

功能	Involved in the transduction of mitogenic signals from the cell membrane to the nucleus. Part of the Ras-dependent signaling pathway from receptors to the nucleus. Protects cells from apoptosis mediated by STK3.
组织特异性	In skeletal muscle, isoform 1 is more abundant than isoform 2.
疾病相关	<p>Defects in RAF1 are the cause of Noonan syndrome type 5 (NS5) [MIM:611553]. Noonan syndrome (NS) is a disorder characterized by dysmorphic facial features, short stature, hypertelorism, cardiac anomalies, deafness, motor delay, and a bleeding diathesis. It is a genetically heterogeneous and relatively common syndrome, with an estimated incidence of 1 in 1000-2500 live births.</p> <p>Defects in RAF1 are the cause of LEOPARD syndrome type 2 (LEOPARD2) [MIM:611554]. LEOPARD syndrome is an autosomal dominant disorder allelic with Noonan syndrome. The acronym LEOPARD stands for lentigines, electrocardiographic conduction abnormalities, ocular hypertelorism, pulmonic stenosis, abnormalities of genitalia, retardation of growth, and deafness.</p>
序列相似性	<p>Belongs to the protein kinase superfamily. TKL Ser/Thr protein kinase family. RAF subfamily.</p> <p>Contains 1 phorbol-ester/DAG-type zinc finger.</p> <p>Contains 1 protein kinase domain.</p> <p>Contains 1 RBD (Ras-binding) domain.</p>
翻译后修饰	Phosphorylated upon DNA damage, probably by ATM or ATR. Phosphorylation at Thr-269 increases its kinase activity. Phosphorylation at Ser-259 induces the interaction with YWHAZ and inactivates kinase activity. Dephosphorylation of Ser-259 by the complex containing protein phosphatase 1, SHOC2 and M-Ras/MRAS relieves inactivation, leading to stimulate RAF1 activity.
细胞定位	Cytoplasm. Cell membrane. Colocalizes with RGS14 and BRAF in both the cytoplasm and membranes.

图片



Western blot - Raf1 antibody (ab61139)

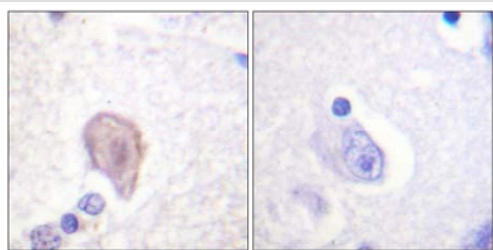
All lanes : Anti-Raf1 antibody (ab61139) at 1/500 dilution

Lane 1 : extracts from 293 cells treated with PMA (125ng/ml, 30mins)

Lane 2 : extracts from 293 cells treated with PMA (125ng/ml, 30mins) with immunizing peptide

Predicted band size : 73 kDa

Observed band size : 73 kDa



Immunohistochemistry (Formalin/PFA-fixed paraffin-embedded sections) - Raf1 antibody (ab61139)

ab61139 at 1/50 dilution staining human brain without (left) and with (right) blocking peptide; paraffin embedded.

Please note: All products are "FOR RESEARCH USE ONLY AND ARE NOT INTENDED FOR DIAGNOSTIC OR THERAPEUTIC USE"

Our Abpromise to you: Quality guaranteed and expert technical support

- Replacement or refund for products not performing as stated on the datasheet
- Valid for 12 months from date of delivery
- Response to your inquiry within 24 hours
- We provide support in Chinese, English, French, German, Japanese and Spanish
- Extensive multi-media technical resources to help you
- We investigate all quality concerns to ensure our products perform to the highest standards

If the product does not perform as described on this datasheet, we will offer a refund or replacement. For full details of the Abpromise, please visit <http://www.abcam.cn/abpromise> or contact our technical team.

Terms and conditions

- Guarantee only valid for products bought direct from Abcam or one of our authorized distributors