


Product datasheet

Anti-RSK1 p90 antibody ab58536

2 图像

概述

产品名称	Anti-RSK1 p90抗体
描述	兔多克隆抗体to RSK1 p90
特异性	ab58536 detects endogenous levels of total RSK1 p90 protein.
经测试应用	适用于: IHC-P, ELISA, WB
种属反应性	与反应: Human 预测可用于: Mouse, Rat 
免疫原	Synthetic non-phosphopeptide derived from human RSK1 p90 around the phosphorylation sites of threonine 359/serine363 (T <sup>P</sup> -P-K-D-S <sup>P</sup> ).
阳性对照	Human breast carcinoma and 293 cell extracts treated with PMA (125ng/ml, 30mins).

性能

形式	Liquid
存放说明	Shipped at 4°C. Store at -20°C. Stable for 12 months at -20°C.
存储溶液	Preservative: 0.02% Sodium Azide Constituents: 50% Glycerol, PBS (without Mg <sup>2+</sup> and Ca <sup>2+</sup> ), 150mM Sodium chloride, pH 7.4
纯度	Immunogen affinity purified
纯化说明	ab58536 was affinity-purified from rabbit antiserum by affinity-chromatography using epitope-specific immunogen.
克隆	多克隆
同种型	IgG

应用

Our [Abpromise guarantee](#) covers the use of **ab58536** in the following tested applications.

The application notes include recommended starting dilutions; optimal dilutions/concentrations should be determined by the end user.

应用	Ab评论	说明
IHC-P		Use at an assay dependent concentration.

应用	Ab评论	说明
ELISA		1/5000.
WB		1/500 - 1/1000. Detects a band of approximately 83 kDa (predicted molecular weight: 83 kDa).

## 靶标

**功能** Serine/threonine kinase that may play a role in mediating the growth-factor and stress induced activation of the transcription factor CREB.

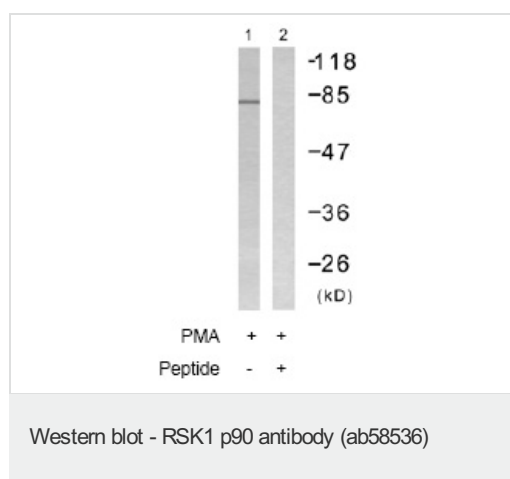
**序列相似性** Belongs to the protein kinase superfamily, AGC Ser/Thr protein kinase family, S6 kinase subfamily.

Contains 1 AGC-kinase C-terminal domain.

Contains 2 protein kinase domains.

**翻译后修饰** Autophosphorylated on Ser-380, as part of the activation process.

## 图片



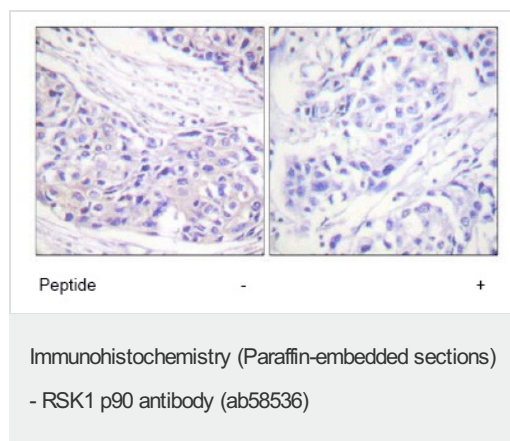
**All lanes :** Anti-RSK1 p90 antibody (ab58536) at 1/500 dilution

**Lane 1 :** 293 cell extract treated with PMA (125ng/ml, 30mins),

**Lane 2 :** 293 cell extract treated with PMA (125ng/ml, 30mins), with immunizing peptide

**Predicted band size :** 83 kDa

**Observed band size :** 83 kDa



ab58536 at 1/50 dilution staining RSK1 p90 in human breast carcinoma by Immunohistochemistry, Paraffin embedded tissue, in the absence or presence of the immunizing peptide.

**Please note:** All products are "FOR RESEARCH USE ONLY AND ARE NOT INTENDED FOR DIAGNOSTIC OR THERAPEUTIC USE"

## **Our Abpromise to you: Quality guaranteed and expert technical support**

---

- Replacement or refund for products not performing as stated on the datasheet
- Valid for 12 months from date of delivery
- Response to your inquiry within 24 hours
  
- We provide support in Chinese, English, French, German, Japanese and Spanish
- Extensive multi-media technical resources to help you
- We investigate all quality concerns to ensure our products perform to the highest standards

If the product does not perform as described on this datasheet, we will offer a refund or replacement. For full details of the Abpromise, please visit <http://www.abcam.cn/abpromise> or contact our technical team.

## **Terms and conditions**

---

- Guarantee only valid for products bought direct from Abcam or one of our authorized distributors