

Product datasheet

Anti-Adenylate Kinase 1 antibody ab54824

1 References 3 图像

概述

产品名称	Anti-Adenylate Kinase 1 抗体
描述	小鼠单克隆抗体 to Adenylate Kinase 1
经测试应用	适用于: WB, ICC/IF
种属反应性	与反应: Mouse, Human
免疫原	Recombinant full length protein, corresponding to amino acids 1-195 of Human Adenylate Kinase 1

性能

形式	Liquid
存放说明	Shipped at 4°C. Upon delivery aliquot and store at -20°C or -80°C. Avoid repeated freeze / thaw cycles.
存储溶液	Preservative: None PBS, pH 7.2
纯度	Protein G purified
克隆	单克隆
同种型	IgG1
轻链类型	kappa

应用

Our [Abpromise guarantee](#) covers the use of **ab54824** in the following tested applications.

The application notes include recommended starting dilutions; optimal dilutions/concentrations should be determined by the end user.

应用	Ab评论	说明
WB		
ICC/IF		

应用说明
 WB: Use at a concentration of 1-5 µg/ml.
 IF/ICC: Use at a concentration of 1-5 µg/ml.

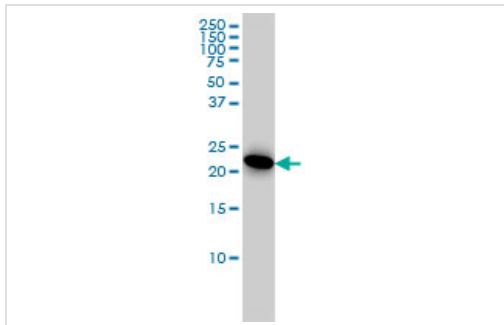
Not yet tested in other applications.

Optimal dilutions/concentrations should be determined by the end user.

靶标

功能	Catalyzes the reversible transfer of the terminal phosphate group between ATP and AMP. Small ubiquitous enzyme involved in energy metabolism and nucleotide synthesis that is essential for maintenance and cell growth.
疾病相关	Defects in AK1 are the cause of hemolytic anemia due to adenylate kinase deficiency [MIM:612631].
序列相似性	Belongs to the adenylate kinase family.
细胞定位	Cytoplasm.

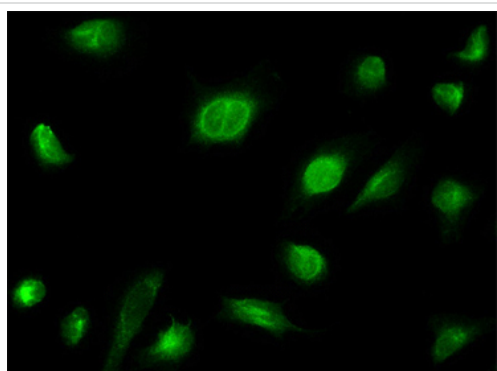
图片



Western blot - Adenylate Kinase 1 antibody
(ab54824)

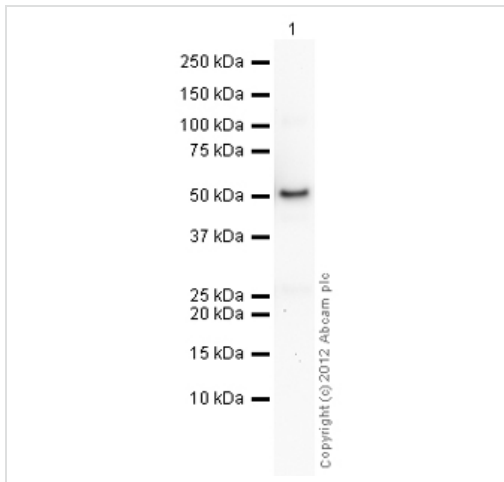
Predicted band size : 22 kDa

Adenylate Kinase 1 antibody (ab54824) at
1ug/lane + HeLa cell lysate at 25ug/lane.



Immunocytochemistry/ Immunofluorescence-
Adenylate Kinase 1 antibody(ab54824)

ab54824 at 10 ug/ml staining Adenylate
Kinase 1 in human HeLa cells by
Immunocytochemistry / Immunofluorescence.



Western blot - Anti-Adenylate Kinase 1 antibody
(ab54824)

Anti-Adenylate Kinase 1 antibody (ab54824)
at 1 µg/ml + Adenylate Kinase 1 protein
(Human) (ab88049) at 0.01 µg

Secondary

Goat Anti-Mouse IgG H&L (HRP)
preadsorbed (ab97040) at 1/5000 dilution
Developed using the ECL technique

Performed under reducing conditions.

Exposure time : 2 minutes

Please note: All products are "FOR RESEARCH USE ONLY AND ARE NOT INTENDED FOR DIAGNOSTIC OR THERAPEUTIC USE"

Our Abpromise to you: Quality guaranteed and expert technical support

- Replacement or refund for products not performing as stated on the datasheet
- Valid for 12 months from date of delivery
- Response to your inquiry within 24 hours
- We provide support in Chinese, English, French, German, Japanese and Spanish
- Extensive multi-media technical resources to help you
- We investigate all quality concerns to ensure our products perform to the highest standards

If the product does not perform as described on this datasheet, we will offer a refund or replacement. For full details of the Abpromise, please visit <http://www.abcam.cn/abpromise> or contact our technical team.

Terms and conditions

- Guarantee only valid for products bought direct from Abcam or one of our authorized distributors