




Anti-U1SNRNPBP antibody ab51035

1 References 2 图像

概述	
产品名称	Anti-U1SNRNPBP抗体
描述	兔多克隆抗体to U1SNRNPBP
宿主	Rabbit
经测试应用	适用于: WB, ELISA, IHC-P
种属反应性	与反应: Human 预测可用于: Mouse, Rat, Cow 
免疫原	A region within synthetic peptide: VWRAMLARYV PNKGVIGDPL LTLFVARLNL QTKEDKLKEV FSRYGDIRRL, corresponding to N terminal amino acids 36-85 of Human U1SNRNPBP  Run BLAST with Expasy  Run BLAST with NCBI
阳性对照	Jurkat cell lysate, Human kidney

性能	
形式	Liquid
存放说明	Shipped at 4°C. Upon delivery aliquot and store at -20°C. Avoid freeze / thaw cycles.
存储溶液	Preservative: 0.09% Sodium azide Constituents: 2% Sucrose, PBS
纯度	Protein A purified
克隆	多克隆
同种型	IgG

应用

The Abpromise guarantee **Abpromise™**承诺保证使用ab51035于以下的经测试应用

“应用说明”部分 下显示的仅为推荐的起始稀释度;实际最佳的稀释度/浓度应由使用者检定。


应用	Ab评论	说明

应用	Ab评论	说明
WB		Use a concentration of 2.5 µg/ml. Detects a band of approximately 35 kDa (predicted molecular weight: 29 kDa). Good results were obtained when blocked with 5% non-fat dry milk in 0.05% PBS-T.
ELISA		1/1.5625e+006. Titre using peptide based assay 1/1562500.
IHC-P		Use a concentration of 4 - 8 µg/ml.

靶标

相关性	U1SNRNPBP is a homolog of U1-snRNP binding protein. Its N-terminal contains an RNA recognition motif. The C-terminal is rich in Arg/Asp and Arg/Glu dipeptides, commonly found in splicing factors. Exists in at least two isoforms produced by alternative splicing that differ in the 5' sequence regions.
细胞定位	Nuclear

图片



Anti-U1SNRNPBP antibody (ab51035) at 2.5 µg/ml + Jurkat cell lysate at 10 µg/ml with skim milk/ PBS at 5 %

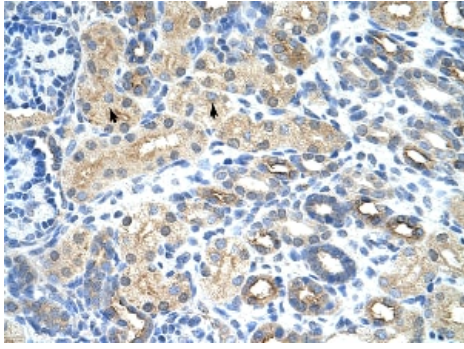
Secondary

HRP conjugated anti-Rabbit IgG at 1/50000 dilution

Predicted band size: 29 kDa

Observed band size: 35 kDa

Gel concentration: 12%



ab51035 at 4.0 µg/ml staining epithelial cells of renal tubules from human kidney; paraffin embedded; magnification 400x.

Immunohistochemistry (Formalin/PFA-fixed paraffin-embedded sections) - Anti-U1SNRNPBP antibody (ab51035)

Please note: All products are "FOR RESEARCH USE ONLY. NOT FOR USE IN DIAGNOSTIC PROCEDURES"

Our Abpromise to you: Quality guaranteed and expert technical support

- Replacement or refund for products not performing as stated on the datasheet
- Valid for 12 months from date of delivery
- Response to your inquiry within 24 hours
- We provide support in Chinese, English, French, German, Japanese and Spanish
- Extensive multi-media technical resources to help you
- We investigate all quality concerns to ensure our products perform to the highest standards

If the product does not perform as described on this datasheet, we will offer a refund or replacement. For full details of the Abpromise, please visit <https://www.abcam.cn/abpromise> or contact our technical team.

Terms and conditions

- Guarantee only valid for products bought direct from Abcam or one of our authorized distributors