

Product datasheet

Anti-NLN antibody [1B8] ab119238

9 图像

概述

| | |
|-------|---|
| 产品名称 | Anti-NLN抗体[1B8] |
| 描述 | 小鼠单克隆抗体[1B8] to NLN |
| 经测试应用 | 适用于: WB, IHC-P |
| 种属反应性 | 与反应: Human |
| 免疫原 | Full length recombinant protein of Human NLN (NP_065777) produced in HEK293T cells. |
| 阳性对照 | Tissue from Human kidney, lung carcinoma, ovary adenocarcinoma, pancreas, endometrial adenocarcinoma, prostate carcinoma, bladder carcinoma and tonsils |
| 常规说明 | Dilute in PBS (pH7.3) before use. Stable for 12 months from date of receipt. |

性能

| | |
|------|--|
| 形式 | Liquid |
| 存放说明 | Shipped at 4°C. Upon delivery aliquot and store at -20°C. Avoid repeated freeze / thaw cycles. |
| 存储溶液 | pH: 7.30 Preservative: 0.02% Sodium azide Constituents: 48% PBS, 1% BSA, 50% Glycerol |
| 纯度 | Protein A purified |
| 纯化说明 | Purified from mouse ascites fluids by affinity chromatography |
| 克隆 | 单克隆 |
| 克隆编号 | 1B8 |
| 同种型 | IgG2b |

应用

Our [Abpromise guarantee](#) covers the use of **ab119238** in the following tested applications.

The application notes include recommended starting dilutions; optimal dilutions/concentrations should be determined by the end user.

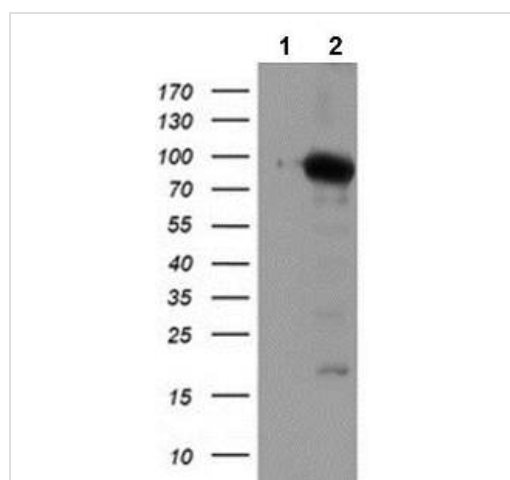
| 应用 | Ab评论 | 说明 |
|----|------|---|
| WB | | 1/500 - 1/2000. Predicted molecular weight: 81 kDa. |

| 应用 | Ab评论 | 说明 |
|-------|------|--------|
| IHC-P | | 1/150. |

靶标

| | |
|-------|---|
| 功能 | Hydrolyzes oligopeptides such as neurotensin, bradykinin and dynorphin A. |
| 序列相似性 | Belongs to the peptidase M3 family. |
| 细胞定位 | Mitochondrion intermembrane space. Cytoplasm. |

图片



Western blot - Anti-NLN antibody [1B8] (ab119238)

All lanes : Anti-NLN antibody [1B8]
(ab119238) at 1/500 dilution

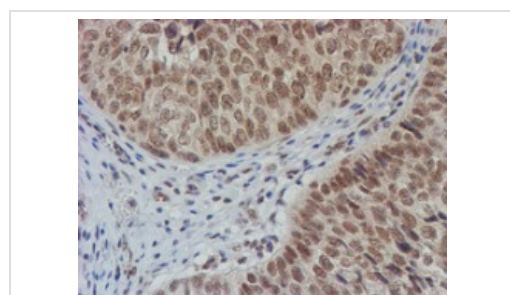
Lane 1 : Lysate of HEK293T cells transfected with the pCMV6-ENTRY control cDNA

Lane 2 : Lysate of HEK293T cells transfected with the pCMV6-ENTRY NLN cDNA

Lysates/proteins at 5 µg per lane.

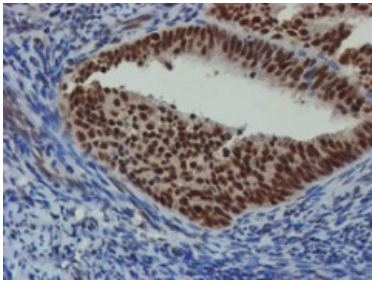
Predicted band size : 81 kDa

HEK293T cell lysates were generated from transient transfection of the cDNA clone (RC212447)



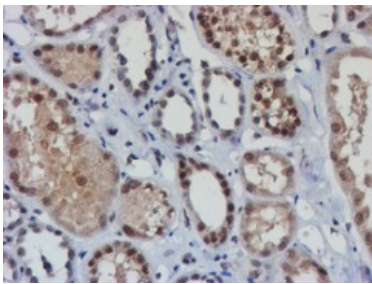
Immunohistochemistry (Formalin/PFA-fixed paraffin-embedded sections) - Anti-NLN antibody [1B8] (ab119238)

ab119238, at 1/150, staining NLN by immunohistochemistry in paraffin-embedded carcinoma of Human bladder tissue



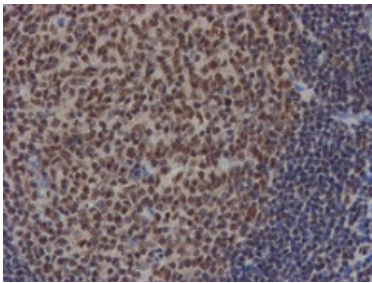
ab119238, at 1/150, staining NLN by immunohistochemistry in paraffin-embedded adenocarcinoma of Human endometrium tissue

Immunohistochemistry (Formalin/PFA-fixed paraffin-embedded sections) - Anti-NLN antibody [1B8] (ab119238)



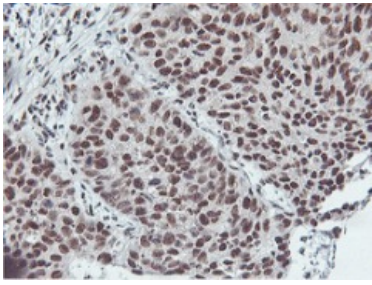
ab119238, at 1/150, staining NLN by immunohistochemistry in paraffin-embedded Human kidney tissue

Immunohistochemistry (Formalin/PFA-fixed paraffin-embedded sections) - Anti-NLN antibody [1B8] (ab119238)



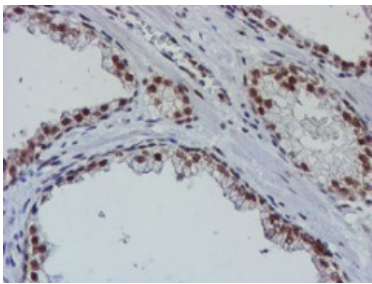
ab119238, at 1/150, staining NLN by immunohistochemistry in paraffin-embedded of Human tonsil tissue

Immunohistochemistry (Formalin/PFA-fixed paraffin-embedded sections) - Anti-NLN antibody [1B8] (ab119238)



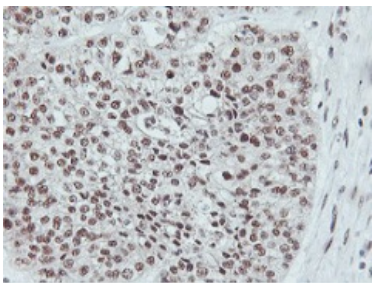
ab119238, at 1/150, staining NLN by immunohistochemistry in paraffin-embedded carcinoma of Human lung tissue

Immunohistochemistry (Formalin/PFA-fixed paraffin-embedded sections) - Anti-NLN antibody [1B8] (ab119238)



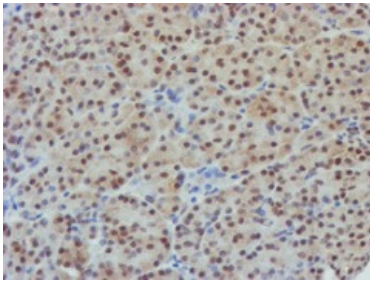
ab119238, at 1/150, staining NLN by immunohistochemistry in paraffin-embedded carcinoma of Human prostate tissue

Immunohistochemistry (Formalin/PFA-fixed paraffin-embedded sections) - Anti-NLN antibody [1B8] (ab119238)



ab119238, at 1/150, staining NLN by immunohistochemistry in paraffin-embedded adenocarcinoma of Human ovary tissue

Immunohistochemistry (Formalin/PFA-fixed paraffin-embedded sections) - Anti-NLN antibody [1B8] (ab119238)



ab119238, at 1/150, staining NLN by immunohistochemistry in paraffin-embedded Human pancreas tissue

Immunohistochemistry (Formalin/PFA-fixed paraffin-embedded sections) - Anti-NLN antibody [1B8] (ab119238)

Please note: All products are "FOR RESEARCH USE ONLY AND ARE NOT INTENDED FOR DIAGNOSTIC OR THERAPEUTIC USE"

Our Abpromise to you: Quality guaranteed and expert technical support

- Replacement or refund for products not performing as stated on the datasheet
- Valid for 12 months from date of delivery
- Response to your inquiry within 24 hours
- We provide support in Chinese, English, French, German, Japanese and Spanish
- Extensive multi-media technical resources to help you
- We investigate all quality concerns to ensure our products perform to the highest standards

If the product does not perform as described on this datasheet, we will offer a refund or replacement. For full details of the Abpromise, please visit <http://www.abcam.cn/abpromise> or contact our technical team.

Terms and conditions

- Guarantee only valid for products bought direct from Abcam or one of our authorized distributors