

Product datasheet

Anti-NNMT antibody [2G8] ab119235

5 图像

概述

产品名称	Anti-NNMT抗体[2G8]
描述	小鼠单克隆抗体[2G8] to NNMT
宿主	Mouse
经测试应用	适用于: WB, IHC-P
种属反应性	与反应: Human
免疫原	Recombinant full length Human NNMT protein produced in HEK293T cells (NP_006160).
阳性对照	HEK293T cell lysate transfected with pCMV6-ENTRY NNMT cDNA; HepG2, HeLa and A549 cell extracts; Human kidney carcinoma, ovary adenocarcinoma and tonsil tissues.
常规说明	Dilute in PBS (pH7.3) before use. Stable for 12 months from date of receipt

性能

形式	Liquid
存放说明	Shipped at 4°C. Upon delivery aliquot and store at -20°C. Avoid repeated freeze / thaw cycles.
存储溶液	pH: 7.30 Preservative: 0.02% Sodium azide Constituents: 48% PBS, 1% BSA, 50% Glycerol
纯度	Protein G purified
纯化说明	ab119235 is purified from Mouse ascites fluid by affinity chromatography.
克隆	单克隆
克隆编号	2G8
同种型	IgG1

应用

Our [Abpromise guarantee](#) covers the use of **ab119235** in the following tested applications.

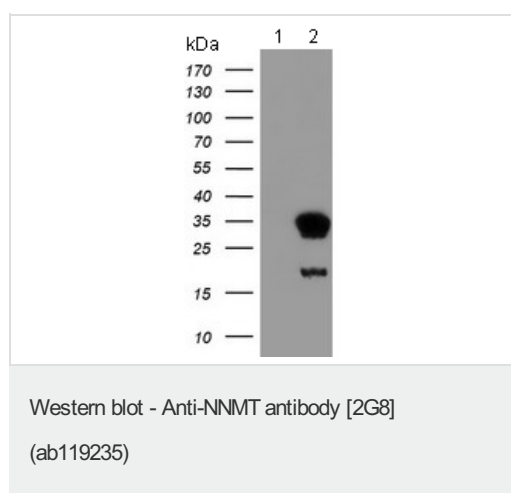
The application notes include recommended starting dilutions; optimal dilutions/concentrations should be determined by the end user.

应用	Ab评论	说明
WB		1/500 - 1/2000. Predicted molecular weight: 30 kDa.
IHC-P		1/150.

靶标

功能	Catalyzes the N-methylation of nicotinamide and other pyridines to form pyridinium ions. This activity is important for biotransformation of many drugs and xenobiotic compounds.
组织特异性	Predominantly expressed in the liver. A lower expression is seen in the kidney, lung, skeletal muscle, placenta and heart. Not detected in the brain or pancreas.
序列相似性	Belongs to the NNMT/PNMT/TEMT family.
细胞定位	Cytoplasm.

图片



All lanes : Anti-NNMT antibody [2G8]
(ab119235) at 1/500 dilution

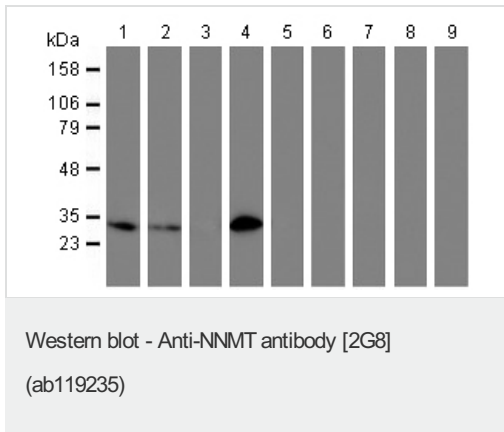
Lane 1 : HEK293T cell lysate transfected with
pCMV6-ENTRY control cDNA

Lane 2 : HEK293T cell lysate transfected with
pCMV6-ENTRY NNMT cDNA

Lysates/proteins at 5 µg per lane.

Predicted band size: 30 kDa

HEK293T cell lysates were generated from
transient transfection of the cDNA clone
(RC200641)



All lanes : Anti-NNMT antibody [2G8]

(ab119235) at 1/500 dilution

Lane 1 : HepG2 cell extract

Lane 2 : HeLa cell extract

Lane 3 : SVT2 cell extract

Lane 4 : A549 cell extract

Lane 5 : COS7 cell extract

Lane 6 : Jurkat cell extract

Lane 7 : MDCK cell extract

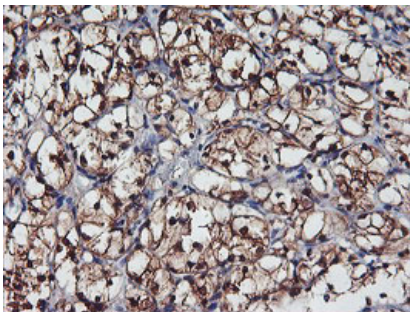
Lane 8 : PC12 cell extract

Lane 9 : MCF7 cell extract

Lysates/proteins at 35 µg per lane.

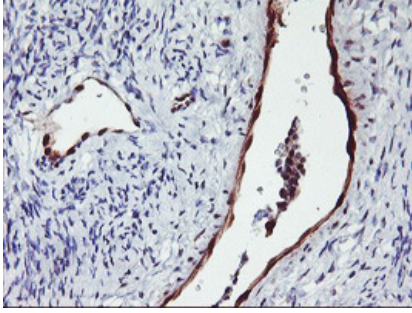
Predicted band size: 30 kDa

HEK293T cell lysates were generated from transient transfection of the cDNA clone (RC200641)



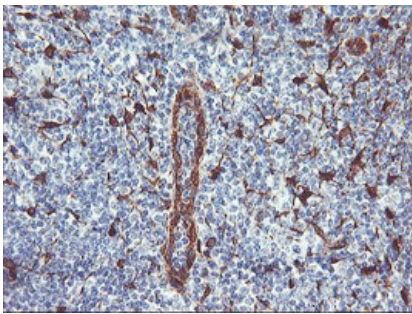
ab119235 at 1/150 dilution, staining NNMT in Paraffin-embedded Human kidney carcinoma tissue by immunohistochemistry.

Immunohistochemistry (Formalin/PFA-fixed paraffin-embedded sections) - Anti-NNMT antibody [2G8]
(ab119235)



ab119235 at 1/150 dilution, staining NNMT in Paraffin-embedded Human ovary adenocarcinoma tissue by immunohistochemistry.

Immunohistochemistry (Formalin/PFA-fixed paraffin-embedded sections) - Anti-NNMT antibody [2G8] (ab119235)



ab119235 at 1/150 dilution, staining NNMT in Paraffin-embedded Human tonsil tissue by immunohistochemistry.

Immunohistochemistry (Formalin/PFA-fixed paraffin-embedded sections) - Anti-NNMT antibody [2G8] (ab119235)

Please note: All products are "FOR RESEARCH USE ONLY AND ARE NOT INTENDED FOR DIAGNOSTIC OR THERAPEUTIC USE"

Our Abpromise to you: Quality guaranteed and expert technical support

- Replacement or refund for products not performing as stated on the datasheet
- Valid for 12 months from date of delivery
- Response to your inquiry within 24 hours
- We provide support in Chinese, English, French, German, Japanese and Spanish
- Extensive multi-media technical resources to help you
- We investigate all quality concerns to ensure our products perform to the highest standards

If the product does not perform as described on this datasheet, we will offer a refund or replacement. For full details of the Abpromise, please visit <http://www.abcam.cn/abpromise> or contact our technical team.

Terms and conditions

- Guarantee only valid for products bought direct from Abcam or one of our authorized distributors