

Product datasheet

Anti-Wnt2b antibody ab50575

★★★★☆ 1 Abreviews 5 References 4 图像

概述

产品名称	Anti-Wnt2b抗体
描述	兔多克隆抗体to Wnt2b
宿主	Rabbit
经测试应用	适用于: WB, IHC-P
种属反应性	与反应: Human 预测可用于: Mouse, Rat, Rabbit, Horse, Guinea pig, Cow, Cat, Dog
免疫原	Synthetic peptide: AVQVMATQDG ANFTAARQGY RRATRTLVDY FDNSPDYCVL DKAAGSLGTA, corresponding to internal sequence amino acids 253-302 of Human Wnt2b. Run BLAST with ExPASy Run BLAST with NCBI
阳性对照	Jurkat cell lysate and human lung tissue.

性能

形式	Liquid
存放说明	Shipped at 4°C. Upon delivery aliquot and store at -20°C. Avoid freeze / thaw cycles.
存储溶液	Preservative: None Constituents: 2% Sucrose, PBS
纯度	Protein A purified
克隆	多克隆
同种型	IgG

应用

Our [Abpromise guarantee](#) covers the use of **ab50575** in the following tested applications.

The application notes include recommended starting dilutions; optimal dilutions/concentrations should be determined by the end user.

应用	Ab评论	说明
WB	★★★★☆	Use a concentration of 1.25 µg/ml. Predicted molecular weight: 41 kDa. Good results were obtained when blocked with 5% non-fat dry milk in 0.05% PBS-T.

应用	Ab评论	说明
IHC-P		Use a concentration of 4 - 8 µg/ml.

靶标

功能

Ligand for members of the frizzled family of seven transmembrane receptors. Probable developmental protein. May be a signaling molecule which affects the development of discrete regions of tissues. Is likely to signal over only few cell diameters. May be involved in normal development or differentiation as well as in carcinogenesis.

组织特异性

Isoform 1 is expressed in adult heart, brain, placenta, lung, prostate, testis, ovary, small intestine and colon. In the adult brain, it is mainly found in the caudate nucleus, subthalamic nucleus and thalamus. Also detected in fetal brain, lung and kidney. Isoform 2 is expressed in fetal brain, fetal lung, fetal kidney, caudate nucleus, testis and cancer cell lines.

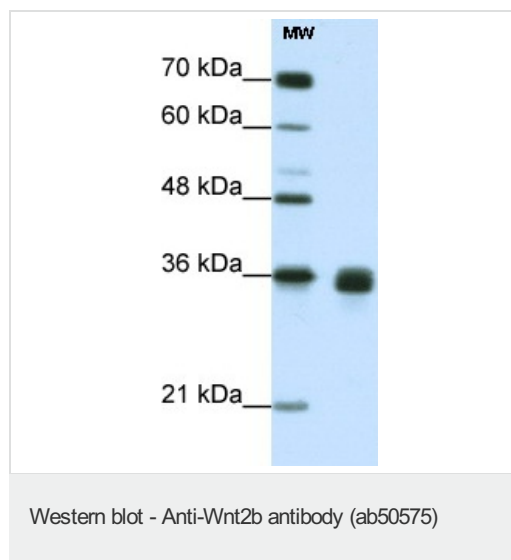
序列相似性

Belongs to the Wnt family.

细胞定位

Secreted > extracellular space > extracellular matrix.

图片



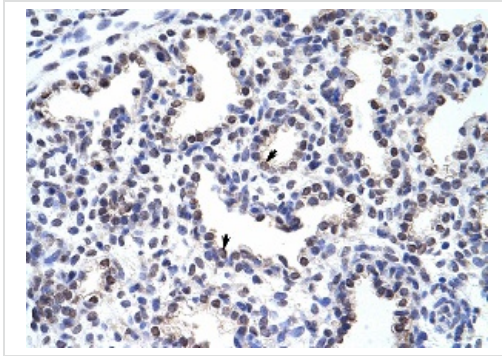
Anti-Wnt2b antibody (ab50575) at 1.25 µg/ml
+ Jurkat cell lysate at 10 µg

Secondary

HRP conjugated anti-Rabbit IgG at 1/50000
dilution

Predicted band size: 41 kDa

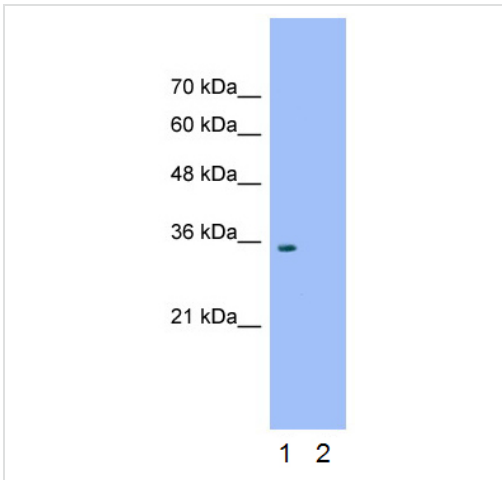
Observed band size: 35 kDa



Immunohistochemistry (Paraffin-embedded sections)
- Anti-Wnt2b antibody (ab50575)

ab50575 at 4ug/ml dilution staining human Wnt2b in alveolar cells of human lung by Immunohistochemistry, Paraffin embedded tissue.

ab50575 at 4ug/ml dilution staining human Wnt2b in alveolar cells of human lung by Immunohistochemistry, Paraffin embedded tissue.



Western blot - Anti-Wnt2b antibody (ab50575)

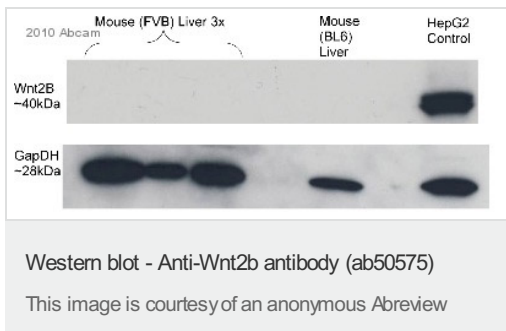
All lanes : Anti-Wnt2b antibody (ab50575) at 1.25 $\mu\text{g/ml}$

Lane 1 : Jurkat cell lysate

Lane 2 : Jurkat cell lysate with blocking peptide at 4 $\mu\text{g/ml}$

Lysates/proteins at 25 μg per lane.

Predicted band size: 41 kDa



All lanes : Anti-Wnt2b antibody (ab50575) at 1/1000 dilution (in TBST + 5% Milk Powder for 3 hours at 21°C)

Lanes 1-3 : Whole tissue lysate of Mouse (FVB) liver

Lane 4 : Whole tissue lysate of Mouse (BL6) liver

Lane 5 : Lysate of HepG2 clls

Lysates/proteins at 20 µg per lane.

Secondary

All lanes : An HRP-conjugated Goat anti-rabbit IgG polyclonal at 1/10000 dilution

Performed under reducing conditions.

Predicted band size: 41 kDa

Blocking Step : 5% Milk for 16 hours at 4°C

Please note: All products are "FOR RESEARCH USE ONLY AND ARE NOT INTENDED FOR DIAGNOSTIC OR THERAPEUTIC USE"

Our Abpromise to you: Quality guaranteed and expert technical support

- Replacement or refund for products not performing as stated on the datasheet
- Valid for 12 months from date of delivery
- Response to your inquiry within 24 hours
- We provide support in Chinese, English, French, German, Japanese and Spanish
- Extensive multi-media technical resources to help you
- We investigate all quality concerns to ensure our products perform to the highest standards

If the product does not perform as described on this datasheet, we will offer a refund or replacement. For full details of the Abpromise, please visit <http://www.abcam.cn/abpromise> or contact our technical team.

Terms and conditions

- Guarantee only valid for products bought direct from Abcam or one of our authorized distributors