

Product datasheet

Anti-TRPM8 antibody ab3243

★★★★★ 4 Abreviews 17 References 4 图像

概述

产品名称	Anti-TRPM8抗体
描述	兔多克隆抗体to TRPM8
宿主	Rabbit
特异性	Reacts with residues 278-292 and the C terminus sequence of the human trpm8 protein.
经测试应用	适用于: ELISA, IP, IHC-P, WB, IHC-Fr
种属反应性	与反应: Mouse, Guinea pig, Human
免疫原	Synthetic peptide corresponding to Human TRPM8. Sequence: RNQLEKYISERTIQD P1us NDLKGLLKEIANKIK Run BLAST with Run BLAST with
阳性对照	WB: Transfected COS cell lysate; human liver tissue lysate; human hepatocyte lysate. PMID 17510704, prostate cells used as positive control. PC-3 suitable negative control.

性能

形式	Liquid
存放说明	Shipped at 4°C. Store at +4°C short term (1-2 weeks). Upon delivery aliquot. Store at -20°C or -80°C. Avoid freeze / thaw cycle.
存储溶液	Constituent: PBS
纯度	Affinity purified
纯化说明	Immunogen affinity purified.
克隆	多克隆
同种型	IgG

应用

Our [Abpromise guarantee](#) covers the use of **ab3243** in the following tested applications.

The application notes include recommended starting dilutions; optimal dilutions/concentrations should be determined by the end user.

应用	Ab评论	说明
ELISA		1/100 - 1/2000.
IP	★★★★★	Use at an assay dependent concentration. used at 6 ug/mg cell lysate.
IHC-P		1/10 - 1/2000.
WB	★★★★☆	1/500 - 1/1000. Predicted molecular weight: 128 kDa.
IHC-Fr	★★★★★	1/100. See Abreview.

靶标

功能

Receptor-activated non-selective cation channel involved in detection of sensations such as coolness, by being activated by cold temperature below 25 degrees Celsius. Activated by icilin, eucalyptol, menthol, cold and modulation of intracellular pH. Involved in menthol sensation. Permeable for monovalent cations sodium, potassium, and cesium and divalent cation calcium. Temperature sensing is tightly linked to voltage-dependent gating. Activated upon depolarization, changes in temperature resulting in graded shifts of its voltage-dependent activation curves. The chemical agonists menthol functions as a gating modifier, shifting activation curves towards physiological membrane potentials. Temperature sensitivity arises from a tenfold difference in the activation energies associated with voltage-dependent opening and closing.

组织特异性

Expressed in prostate. Also expressed in most in prostate tumors. Also expressed in non-prostatic primary tumors such as colon, lung, breast and skin tumors.

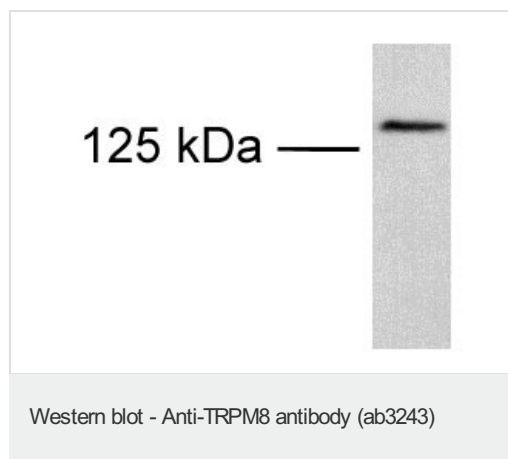
序列相似性

Belongs to the transient receptor (TC 1.A.4) family. LTrpC subfamily. TRPM8 sub-subfamily.

细胞定位

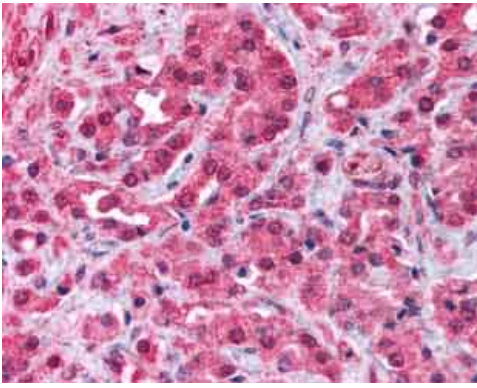
Membrane.

图片



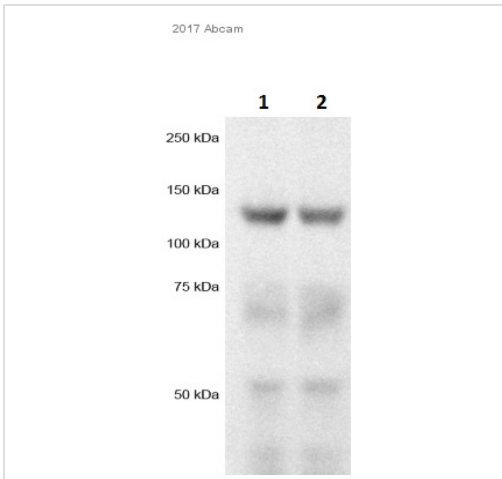
Anti-TRPM8 antibody (ab3243) at 1/750 dilution + TRPM8 transfected Cos7 cell lysate

Predicted band size: 128 kDa



Immunohistochemistry (Formalin/PFA-fixed paraffin-embedded sections) - Anti-TRPM8 antibody (ab3243)

ab3243 staining TRPM8 in human prostate cancer tissue section by Immunohistochemistry (Formalin/PFA fixed paraffin-embedded sections).



Western blot - Anti-TRPM8 antibody (ab3243)
Image courtesy of an anonymous AbReview

All lanes : Anti-TRPM8 antibody (ab3243) at 1000 cells

Lane 1 : Human liver tissue lysate

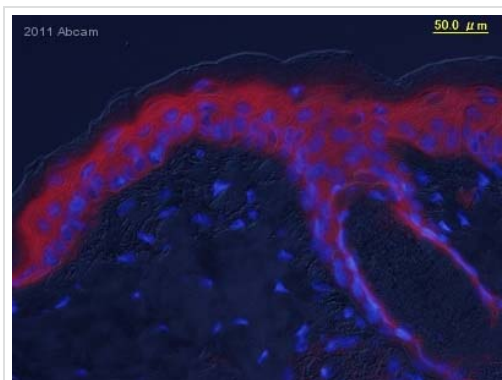
Lane 2 : Human hepatocyte lysate

Lysates/proteins at 20 μ g per lane.

Secondary

All lanes : Goat Anti-Rabbit HRP at 1/1000 dilution

Predicted band size: 128 kDa



Immunohistochemistry (Frozen sections) - Anti-TRPM8 antibody (ab3243)
Image courtesy of an anonymous Abreview.

ab3243 staining TRPM8 in murine skin tissue by Immunohistochemistry (Frozen sections). Tissue was fixed in methanol, permeabilized with 0.4% Triton X-100, blocked using 10% serum for 30 minutes at 25°C and then incubated with ab3243 at a 1/100 dilution for 16 hours at 4°C. The secondary used was an Alexa-Fluor 594 conjugated goat anti-rabbit polyclonal used at a 1/500 dilution.

Our Abpromise to you: Quality guaranteed and expert technical support

- Replacement or refund for products not performing as stated on the datasheet
- Valid for 12 months from date of delivery
- Response to your inquiry within 24 hours

- We provide support in Chinese, English, French, German, Japanese and Spanish
- Extensive multi-media technical resources to help you
- We investigate all quality concerns to ensure our products perform to the highest standards

If the product does not perform as described on this datasheet, we will offer a refund or replacement. For full details of the Abpromise, please visit <http://www.abcam.cn/abpromise> or contact our technical team.

Terms and conditions

- Guarantee only valid for products bought direct from Abcam or one of our authorized distributors