


Product datasheet

Anti-TGN46 antibody ab41702

3 图像

概述

产品名称	Anti-TGN46抗体
描述	兔多克隆抗体to TGN46
宿主	Rabbit
特异性	ab41702 detects TGN46.
经测试应用	适用于: WB, ICC/IF
种属反应性	与反应: Human 预测可用于: Cynomolgus monkey 
免疫原	Synthetic peptide: VVPEQPSWKDHSKPIS , corresponding to amino acids 252-267 of Human TGN46 Run BLAST with  Run BLAST with 
阳性对照	HEK293 and HeLa cell lysates

性能

形式	Liquid
存放说明	Shipped at 4°C. Upon delivery aliquot and store at -20°C or -80°C. Avoid repeated freeze / thaw cycles.
存储溶液	Preservative: 0.05% Sodium Azide Constituents: PBS, 1mg/ml BSA
纯度	Immunogen affinity purified
克隆	多克隆
同种型	IgG

应用

Our [Abpromise guarantee](#) covers the use of **ab41702** in the following tested applications.

The application notes include recommended starting dilutions; optimal dilutions/concentrations should be determined by the end user.

应用	Ab评论	说明
WB		1/250 - 1/500. Predicted molecular weight: 51 kDa.
ICC/IF		Use at an assay dependent concentration.

靶标

功能

May be involved in regulating membrane traffic to and from trans-Golgi network.

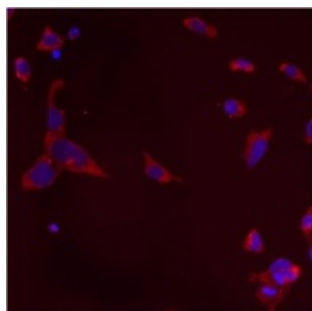
组织特异性

Isoform TGN46 is widely expressed. Isoform TGN51 is more abundant in fetal lung and kidney. Isoform TGN48 is barely expressed in embryonic kidney and promyelocytic cells.

细胞定位

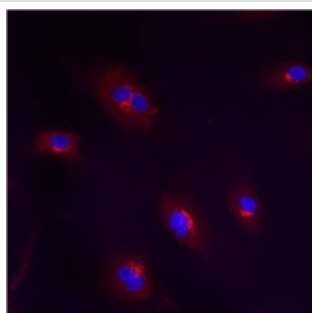
Cell membrane. Golgi apparatus > trans-Golgi network membrane. Primarily in trans-Golgi network. Cycles between the trans-Golgi network and the cell surface returning via endosomes.

图片



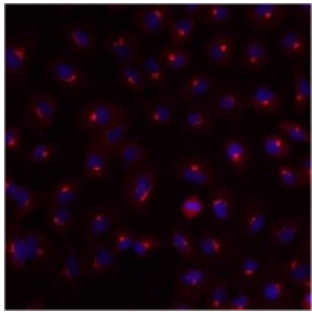
Immunofluorescent analysis of TGN46 using anti-TGN46 polyclonal antibody (ab41702) shows staining in p19 Cells.

Immunocytochemistry/ Immunofluorescence - Anti-TGN46 antibody (ab41702)



Immunofluorescent analysis of TGN46 using anti-TGN46 polyclonal antibody (ab41702) shows staining in HMVEC Cells.

Immunocytochemistry/ Immunofluorescence - Anti-TGN46 antibody (ab41702)



Immunofluorescent analysis of TGN46 using anti-TGN46 polyclonal antibody (ab41702) shows staining in A549 Cells.

Immunocytochemistry/ Immunofluorescence - Anti-TGN46 antibody (ab41702)

Please note: All products are "FOR RESEARCH USE ONLY AND ARE NOT INTENDED FOR DIAGNOSTIC OR THERAPEUTIC USE"

Our Abpromise to you: Quality guaranteed and expert technical support

- Replacement or refund for products not performing as stated on the datasheet
- Valid for 12 months from date of delivery
- Response to your inquiry within 24 hours
- We provide support in Chinese, English, French, German, Japanese and Spanish
- Extensive multi-media technical resources to help you
- We investigate all quality concerns to ensure our products perform to the highest standards

If the product does not perform as described on this datasheet, we will offer a refund or replacement. For full details of the Abpromise, please visit <http://www.abcam.cn/abpromise> or contact our technical team.

Terms and conditions

- Guarantee only valid for products bought direct from Abcam or one of our authorized distributors