abcam

Product datasheet

# Anti-Smac/Diablo antibody ab8114

**9 References** 4 图像

## 概述

| | |
|---|---|
| **产品名称** | Anti-Smac/Diablo抗体 |
| **描述** | **兔多克隆抗体**to Smac/Diablo |
| **宿主** | Rabbit |
| **经测试应用** | **适用于:** IHC-P, WB |
| **种属反应性** | **与反应:** Mouse, Human |
| **免疫原** | Peptide (<br>EERAESEQEAYLRED<br>)corresponding to amino acids 225 to 239 of humanSmac/DIABLO (1).<br>Run BLAST with Run BLAST with |
| **常规说明** | The Life Science industry has been in the grips of a reproducibility crisis for a number of years. Abcam is leading the way in addressing this with our range of recombinant monoclonal antibodies and knockout edited cell lines for gold-standard validation. Please check that this product meets your needs before purchasing.<br>If you have any questions, special requirements or concerns, please send us an inquiry and/or contact our Support team ahead of purchase. Recommended alternatives for this product can be found below, along with publications, customer reviews and Q&As |

## 性能

| | |
|---|---|
| **形式** | Liquid |
| **存放说明** | Shipped at 4°C. Store at +4°C short term (1-2 weeks). Upon delivery aliquot. Store at -20°C. Avoid freeze / thaw cycle. Stable for 12 months at -20°C. |
| **存储溶液** | pH: 7.2<br>Preservative: 0.02% Sodium azide |
| **纯度** | DEAE-Chromatography |
| **克隆** | **多克隆** |
| **同种型** | IgG |

## 应用

**The Abpromise guarantee** **Abpromise™承诺保证使用ab8114于以下的经测试应用**

"应用说明"部分 下显示的仅为推荐的起始稀释度;实际最佳的稀释度/浓度应由使用者检定。

| 应用 | Ab评论 | 说明 |
|---|---|---|
| **IHC-P** | | Use a concentration of 5 µg/ml. |
| **WB** | | Use a concentration of 0.5 - 1 µg/ml. Predicted molecular weight: 25 kDa. |

## 靶标

| | |
|---|---|
| **功能** | Promotes apoptosis by activating caspases in the cytochrome c/Apaf-1/caspase-9 pathway. Acts by opposing the inhibitory activity of inhibitor of apoptosis proteins (IAP). |
| **组织特异性** | Ubiquitously expressed with highest expression in testis. Expression is also high in heart, liver, kidney, spleen, prostate and ovary. Low in brain, lung, thymus and peripheral blood leukocytes. |
| **结构域** | The mature N-terminus mediates interaction with XIAP. |
| **细胞定位** | Mitochondrion. Released into the cytosol when cells undergo apoptosis. |

## 图片




Western blot - Anti-Smac/Diablo antibody (ab8114)

**All lanes :** Anti-Smac/Diablo antibody (ab8114) at 1 µg/ml

**Lane 1 :** human heart tissue lysate with absence of blocking peptide
**Lane 2 :** human heart tissue lysate with Smac / Diablo peptide (**ab8380**)

**Predicted band size:** 25 kDa
**Observed band size:** 25 kDa

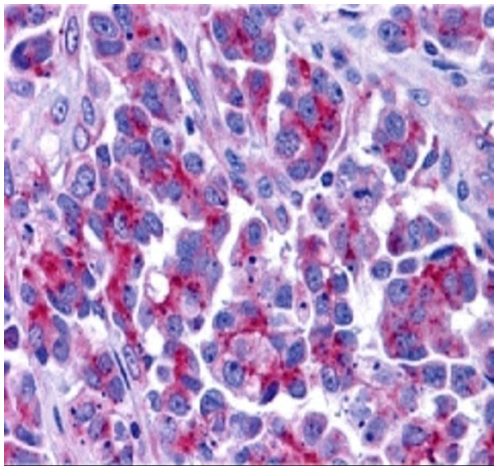

Immunohistochemistry (Formalin/PFA-fixed paraffin-embedded sections) - Anti-Smac/Diablo antibody (ab8114)

Immunohistochemical analysis of paraffin-embedded human ovary tissue with ab8114 at 5 µg/mL. Sections were fixed with formaldehyde and blocked with 10% serum for 1 h at RT; antigen retrieval was by heat mediation with a citrate buffer (pH6). Samples were incubated with primary antibody overnight at 4˚C. A goat anti-rabbit IgG H&L (HRP) at 1/250 was used as secondary. Counter stained with Hematoxylin.

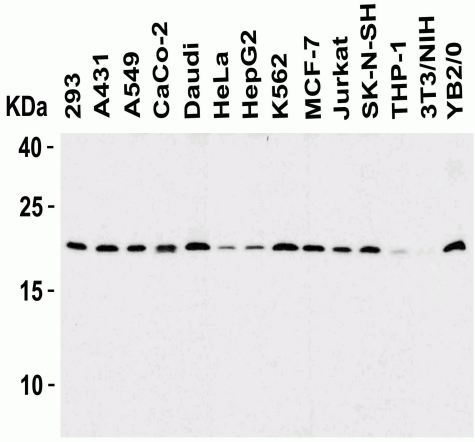


Western blot - Anti-Smac/Diablo antibody (ab8114)

All lanes : Anti-Smac / Diablo antibody (ab8114) at 1 µg/mL, 1h incubation at RT in 5% NFM/TBST.

Loading: 15 µg of lysates per lane.

Secondary: Goat anti-rabbit IgG HRP conjugate at 1/10000 dilution.

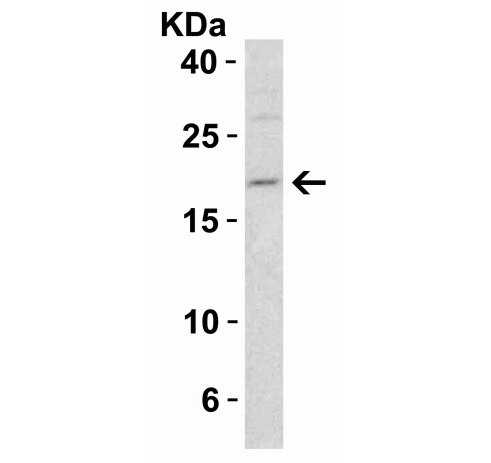


Western blot - Anti-Smac/Diablo antibody (ab8114)

Anti-Smac/Diablo antibody (ab8114) at 1 µg/ml + NIH3T3 cell lysate at 15 µg

**Secondary**

Goat anti-rabbit IgG HRP conjugate at 1/10000 dilution

**Predicted band size:** 25 kDa

**Please note:** All products are "FOR RESEARCH USE ONLY. NOT FOR USE IN DIAGNOSTIC PROCEDURES"

## Our Abpromise to you: Quality guaranteed and expert technical support

- Replacement or refund for products not performing as stated on the datasheet
- Valid for 12 months from date of delivery
- Response to your inquiry within 24 hours
- We provide support in Chinese, English, French, German, Japanese and Spanish
- Extensive multi-media technical resources to help you
- We investigate all quality concerns to ensure our products perform to the highest standards

If the product does not perform as described on this datasheet, we will offer a refund or replacement. For full details of the Abpromise, please visit **https://www.abcam.cn/abpromise** or contact our technical team.

## Terms and conditions

- Guarantee only valid for products bought direct from Abcam or one of our authorized distributors