abcam

Product datasheet

Anti-ZIP-5 antibody ab76191

★★★★★ 1 Abreviews 2 References 3 图像

概述

产品名称	Anti-ZIP-5抗体
描述	兔多克隆抗体to ZIP-5
宿主	Rabbit
经测试应用	**适用于:** IHC-P, WB
种属反应性	**与反应:** Human **预测可用于:** Mouse, Rat, Rabbit, Horse, Guinea pig, Cow, Cat, Dog
免疫原	Synthetic peptide corresponding to Human ZIP-5 aa 38-87 (N terminal). Sequence: HYLAQLFGLYGENGTLTAGGLARLLHSLGLGRVQGLRLGQHG PLTGRAAS Run BLAST with Run BLAST with
阳性对照	Placenta lysate.
常规说明	Previously labelled as SLC39A5.

性能

形式	Liquid
存放说明	Shipped at 4°C. Upon delivery aliquot and store at -20°C or -80°C. Avoid repeated freeze / thaw cycles.
存储溶液	Preservative: 0.09% Sodium azide Constituents: 2% Sucrose, PBS
纯度	Immunogen affinity purified
克隆	多克隆
同种型	IgG

应用

The Abpromise guarantee	Abpromise™承诺保证使用ab76191于以下的经测试应用

"应用说明"部分 下显示的仅为推荐的起始稀释度;实际最佳的稀释度/浓度应由使用者检定。

应用	Ab评论	说明
IHC-P		Use a concentration of 5 µg/ml.
WB	★★★★★ (1)	Use a concentration of 1 µg/ml. Predicted molecular weight: 57 kDa. Good results were obtained when blocked with 5% non-fat dry milk in 0.05% PBS-T.

靶标

功能	May play a role in polarized cells by carrying out serosal-to-mucosal zinc transport. Plays a role in eye development. Could regulate the BMP/TGF-beta (bone morphogenetic protein/transforming growth factor-beta) signaling pathway and modulates extracellular matrix (ECM) proteins of the sclera (PubMed:24891338). Seems to play a central role in controlling organismal zinc status.
组织特异性	Expressed in liver, kidney, pancreas, small intestine, colon, spleen, fetal liver and fetal kidney.
疾病相关	Myopia 24, autosomal dominant
序列相似性	Belongs to the ZIP transporter (TC 2.A.5) family.
翻译后修饰	Glycosylated.
细胞定位	Basolateral cell membrane.

图片

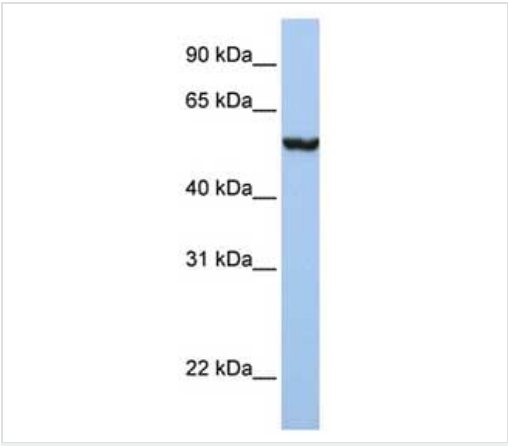

Western blot - Anti-ZIP-5 antibody (ab76191)

Anti-ZIP-5 antibody (ab76191) at 1 µg/ml (in 5% skim milk / PBS buffer) + Placenta lysate at 10 µg

Secondary

HRP conjugated anti-Rabbit IgG at 1/50000 dilution

Predicted band size: 57 kDa

Observed band size: 57 kDa

Gel concentration: 12%

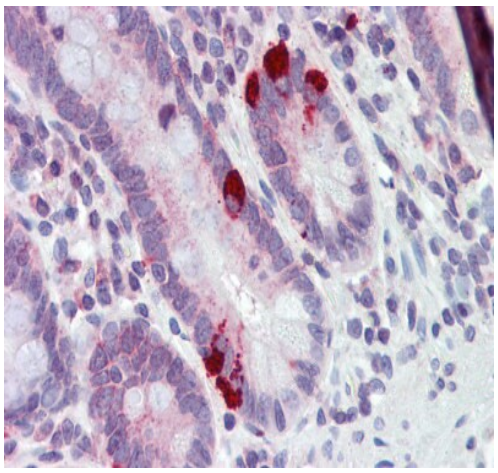

Immunohistochemistry (Formalin/PFA-fixed paraffin-embedded sections) - Anti-ZIP-5 antibody (ab76191)

ab76191 at 5 µg/ml staining ZIP-5 in Human small intestine by Immunohistochemistry (Formalin/PFA-fixed paraffin-embedded sections.

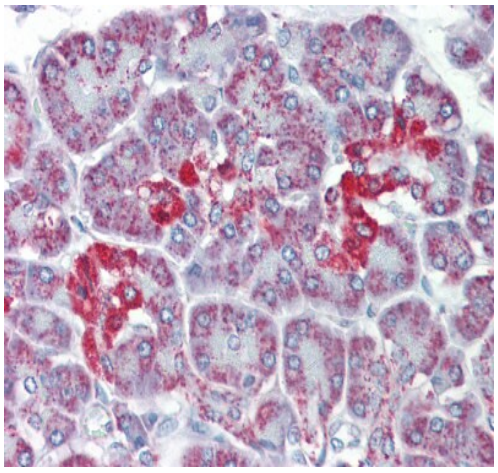

Immunohistochemistry (Formalin/PFA-fixed paraffin-embedded sections) - Anti-ZIP-5 antibody (ab76191)

ab76191 at 5 µg/ml staining ZIP-5 in Human pancreas by Immunohistochemistry (Formalin/PFA-fixed paraffin-embedded sections.

Please note: All products are "FOR RESEARCH USE ONLY. NOT FOR USE IN DIAGNOSTIC PROCEDURES"

Our Abpromise to you: Quality guaranteed and expert technical support

- Replacement or refund for products not performing as stated on the datasheet
- Valid for 12 months from date of delivery

- Response to your inquiry within 24 hours
- We provide support in Chinese, English, French, German, Japanese and Spanish
- Extensive multi-media technical resources to help you
- We investigate all quality concerns to ensure our products perform to the highest standards

If the product does not perform as described on this datasheet, we will offer a refund or replacement. For full details of the Abpromise, please visit **https://www.abcam.cn/abpromise** or contact our technical team.

Terms and conditions

- Guarantee only valid for products bought direct from Abcam or one of our authorized distributors