

Product datasheet

Anti-SIRP alpha antibody ab53721

3 References 3 图像

概述

产品名称	Anti-SIRP alpha抗体
描述	兔多克隆抗体to SIRP alpha
宿主	Rabbit
特异性	Detects endogenous levels of total Sirp alpha1 protein.
经测试应用	适用于: WB, ELISA, IHC-P, ICC/IF
种属反应性	与反应: Mouse, Rat, Human
免疫原	Synthetic peptide corresponding to Human SIRP alpha aa 480-496. Sequence: CRTPKQPAPKPEPSFSEY Database link: P78324 (Peptide available as ab156313) Run BLAST with Run BLAST with
阳性对照	WB:HepG2 cell extracts; IHC-P: Human brain tissue. ICC/IF MCF7 cells.

性能

形式	Liquid
存放说明	Shipped at 4°C. Upon delivery aliquot and store at -20°C. Avoid freeze / thaw cycles.
存储溶液	Preservative: 0.02% Sodium Azide Constituents: 50% Glycerol, PBS (without Mg ²⁺ and Ca ²⁺), 150mM Sodium chloride, pH 7.4
纯度	Immunogen affinity purified
克隆	多克隆
同种型	IgG

应用

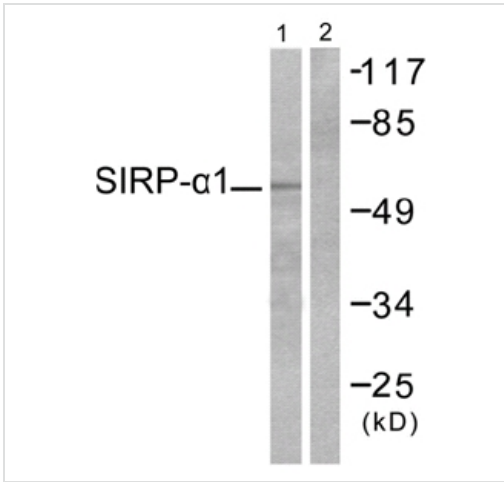
Our [Abpromise guarantee](#) covers the use of **ab53721** in the following tested applications.
The application notes include recommended starting dilutions; optimal dilutions/concentrations should be determined by the end user.

应用	Ab评论	说明
WB		1/500 - 1/1000. Detects a band of approximately 56 kDa (predicted molecular weight: 56 kDa).
ELISA		1/20000.
IHC-P		1/50 - 1/100.
ICC/IF		Use a concentration of 5 µg/ml.

靶标

功能	Immunoglobulin-like cell surface receptor for CD47. Acts as docking protein and induces translocation of PTPN6, PTPN11 and other binding partners from the cytosol to the plasma membrane. Supports adhesion of cerebellar neurons, neurite outgrowth and glial cell attachment. May play a key role in intracellular signaling during synaptogenesis and in synaptic function (By similarity). Involved in the negative regulation of receptor tyrosine kinase-coupled cellular responses induced by cell adhesion, growth factors or insulin. Mediates negative regulation of phagocytosis, mast cell activation and dendritic cell activation. CD47 binding prevents maturation of immature dendritic cells and inhibits cytokine production by mature dendritic cells.
组织特异性	Ubiquitous. Highly expressed in brain. Detected on myeloid cells, but not T-cells. Detected at lower levels in heart, placenta, lung, testis, ovary, colon, liver, small intestine, prostate, spleen, kidney, skeletal muscle and pancreas.
序列相似性	Contains 2 Ig-like C1-type (immunoglobulin-like) domains. Contains 1 Ig-like V-type (immunoglobulin-like) domain.
翻译后修饰	N-glycosylated. Phosphorylated on tyrosine residues in response to stimulation with EGF, growth hormone, insulin and PDGF. Dephosphorylated by PTPN11.
细胞定位	Membrane.

图片



Western blot - SIRP alpha antibody (ab53721)

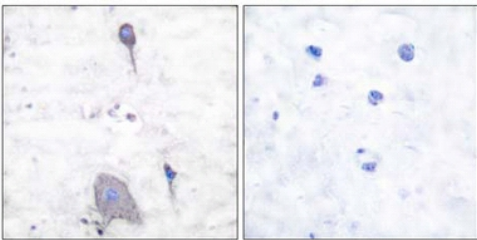
All lanes : Anti-SIRP alpha antibody (ab53721) at 1/500 dilution

Lane 1 : Extracts from HepG2 cells

Lane 2 : Extracts from HepG2 cells with immunizing peptide

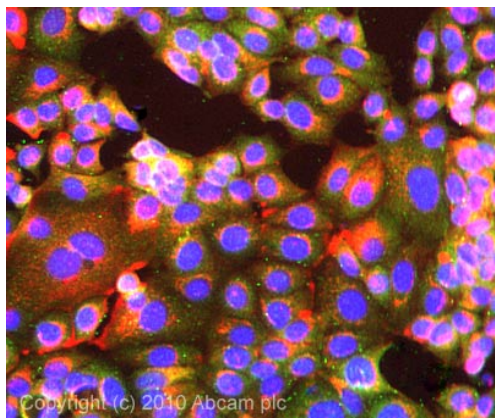
Predicted band size: 56 kDa

Observed band size: 56 kDa



Immunohistochemistry (Paraffin-embedded sections) - SIRP alpha antibody (ab53721)

Ab53721 at 1/50 dilution, staining paraffin embedded human brain, in the presence (right) and absence (left) of blocking peptide.



Immunocytochemistry/ Immunofluorescence - Anti-SIRP alpha antibody (ab53721)

ICC/IF image of ab53721 stained Mcf7 cells. The cells were 100% methanol fixed (5 min) and then incubated in 1%BSA / 10% normal goat serum / 0.3M glycine in 0.1% PBS-Tween for 1h to permeabilise the cells and block non-specific protein-protein interactions. The cells were then incubated with the antibody (ab53721, 5µg/ml) overnight at +4°C. The secondary antibody (green) was Alexa Fluor® 488 goat anti-rabbit IgG (H+L) used at a 1/1000 dilution for 1h. Alexa Fluor® 594 WGA was used to label plasma membranes (red) at a 1/200 dilution for 1h. DAPI was used to stain the cell nuclei (blue) at a concentration of 1.43µM.

Please note: All products are "FOR RESEARCH USE ONLY AND ARE NOT INTENDED FOR DIAGNOSTIC OR THERAPEUTIC USE"

Our Abpromise to you: Quality guaranteed and expert technical support

- Replacement or refund for products not performing as stated on the datasheet
- Valid for 12 months from date of delivery
- Response to your inquiry within 24 hours

- We provide support in Chinese, English, French, German, Japanese and Spanish
- Extensive multi-media technical resources to help you
- We investigate all quality concerns to ensure our products perform to the highest standards

If the product does not perform as described on this datasheet, we will offer a refund or replacement. For full details of the Abpromise, please visit <http://www.abcam.cn/abpromise> or contact our technical team.

Terms and conditions

- Guarantee only valid for products bought direct from Abcam or one of our authorized distributors