

Product datasheet

Anti-RAC2 antibody ab2244

5 References 3 图像

概述

产品名称	Anti-RAC2抗体
描述	山羊多克隆抗体to RAC2
宿主	Goat
经测试应用	适用于: WB, IHC-P
种属反应性	与反应: Mouse, Human
免疫原	Synthetic peptide: PQPTRQQRACSLL , corresponding to C terminal amino acids 179-192 of Human RAC2. Run BLAST with Run BLAST with
阳性对照	MOLT4 or liver lysate.
常规说明	Principal Names - RAC2; ras-related C3 botulinum toxin substrate 2 (rho family, small GTP binding protein Rac2); EN-7; Ras-related C3 botulinum toxin substrate 2; rho family, small GTP binding protein Rac2; Ras-related C3 botulinum toxin substrate 3 (rho family, small GTP); Gx; HSPC022. Official Gene Symbol - RAC2. GenBank Accession Number – NP_002863. LocusLink ID - 5880.

性能

形式	Liquid
存放说明	Shipped at 4°C. Upon delivery aliquot and store at -20°C or -80°C. Avoid repeated freeze / thaw cycles.
存储溶液	Preservative: 0.02% Sodium Azide Constituents: 0.5% BSA, Tris buffered saline, pH 7.3
纯度	Immunogen affinity purified
纯化说明	Purified from goat serum by ammonium sulphate precipitation followed by antigen affinity chromatography using the immunizing peptide.
克隆	多克隆
同种型	IgG

应用

Our [Abpromise guarantee](#) covers the use of **ab2244** in the following tested applications.


The application notes include recommended starting dilutions; optimal dilutions/concentrations should be determined by the end user.

应用	Ab 评论	说明
WB		Use a concentration of 0.1 - 1 µg/ml. Predicted molecular weight: 21 kDa. Can be blocked with Human RAC2 peptide (ab22892) .
IHC-P		Use a concentration of 0.3 µg/ml. Perform heat mediated antigen retrieval before commencing with IHC staining protocol. In Human Tonsil most cells in the mantle zone and interfollicular area are stained whilst those in the germinal centres remain negative.

靶标

功能	Plasma membrane-associated small GTPase which cycles between an active GTP-bound and inactive GDP-bound state. In active state binds to a variety of effector proteins to regulate cellular responses, such as secretory processes, phagocytosis of apoptotic cells and epithelial cell polarization. Augments the production of reactive oxygen species (ROS) by NADPH oxidase.
组织特异性	Hematopoietic specific.
疾病相关	Defects in RAC2 are the cause of neutrophil immunodeficiency syndrome (NEUID) [MIM:608203].
序列相似性	Belongs to the small GTPase superfamily. Rho family.
细胞定位	Cytoplasm. Membrane-associated when activated.
形式	Rac2 has high sequence homology with other Rac proteins. Therefore some antibodies may show cross-reactivity.

图片



Western blot - Anti-RAC2 antibody (ab2244)

All lanes : Anti-RAC2 antibody (ab2244) at

0.1 µg/ml

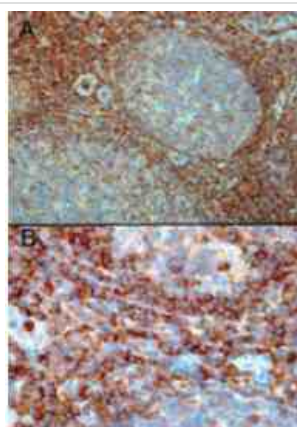
Lane 1 : Human thymus tissue lysate

Lane 2 : Human tonsil tissue lysate

Lysates/proteins at 35 µg per lane.

Predicted band size: 21 kDa

Primary incubation was 1 hour. Detected by chemiluminescence.



Immunohistochemistry (Formalin/PFA-fixed paraffin-embedded sections) - Anti-RAC2 antibody (ab2244)

Immunohistochemical analysis of paraffin

embedded Human Tonsil tissue section

labelling RAC2 with ab2244 (0.3µg/ml).

Microwaved antigen retrieval with Tris/EDTA


buffer pH9, HRP-staining. A) Strong staining in

the interfollicular area and mantle zone but the

majority of cells in germinal centre are

negative. B) Higher magnification of

interfollicular area showing positive cells.



Western blot - Anti-RAC2 antibody (ab2244)

Anti-RAC2 antibody (ab2244) at 0.3 µg/ml +

MOLT4 cell lysate at 35 µg

Predicted band size: 21 kDa

Observed band size: 20 kDa

Primary incubated for 1 hour. Detected by western blot using chemiluminescence.

Our Abpromise to you: Quality guaranteed and expert technical support

- Replacement or refund for products not performing as stated on the datasheet
- Valid for 12 months from date of delivery
- Response to your inquiry within 24 hours

- We provide support in Chinese, English, French, German, Japanese and Spanish
- Extensive multi-media technical resources to help you
- We investigate all quality concerns to ensure our products perform to the highest standards

If the product does not perform as described on this datasheet, we will offer a refund or replacement. For full details of the Abpromise, please visit <http://www.abcam.cn/abpromise> or contact our technical team.

Terms and conditions

- Guarantee only valid for products bought direct from Abcam or one of our authorized distributors