

Product datasheet

Anti-Papillomavirus Regulatory Factor 1 / HDBP2 antibody ab75727

★★★★★ 1 Abreviews 3 图像

概述

产品名称	Anti-Papillomavirus Regulatory Factor 1 / HDBP2抗体
描述	兔多克隆抗体to Papillomavirus Regulatory Factor 1 / HDBP2
宿主	Rabbit
经测试应用	适用于: WB, ELISA, IHC-P
种属反应性	与反应: Human
免疫原	Synthetic peptide (Human) from the center region of Papillomavirus Regulatory Factor 1/ HDBP2, conjugated to KLH.
阳性对照	Y79 cell lysate Human hepatocellular carcinoma tissue

性能

形式	Liquid
存放说明	Shipped at 4°C. Upon delivery aliquot and store at -20°C or -80°C. Avoid repeated freeze / thaw cycles.
存储溶液	Preservative: 0.09% Sodium Azide Constituents: PBS
纯度	Protein G purified
克隆	多克隆
同种型	IgG

应用

Our [Abpromise guarantee](#) covers the use of **ab75727** in the following tested applications.

The application notes include recommended starting dilutions; optimal dilutions/concentrations should be determined by the end user.

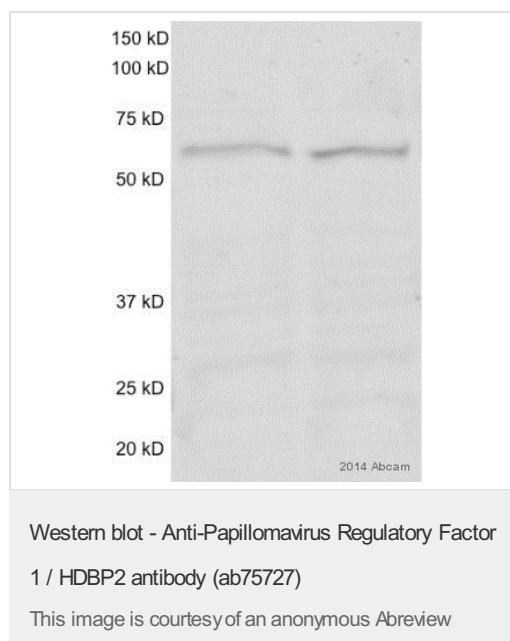
应用	Ab评论	说明
WB	★★★★★	1/50 - 1/100. Predicted molecular weight: 55 kDa.

应用	Ab评论	说明
ELISA		1/1000.
IHC-P		1/50 - 1/100.

靶标

功能	Plays a role in papillomavirus genes transcription.
组织特异性	Widely expressed.
序列相似性	Contains 1 C2H2-type zinc finger.
细胞定位	Cytoplasm. Nucleus. May shuttle between nucleus and cytoplasm.

图片



All lanes : Anti-Papillomavirus Regulatory Factor 1 / HDBP2 antibody (ab75727) at 1/100 dilution

All lanes : Human renal cancer whole cell lysate

Lysates/proteins at 50 µg per lane.

Secondary

All lanes : Donkey Anti-Rabbit IgG H&L (Alexa Fluor® 680) preadsorbed (ab186692)

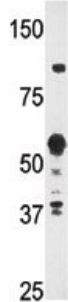
Performed under reducing conditions.

Predicted band size: 55 kDa

Observed band size: 55-60 kDa

Additional bands at: 25 kDa (possible non-specific binding), 37 kDa (possible non-specific binding)

Exposure time: 1 minute



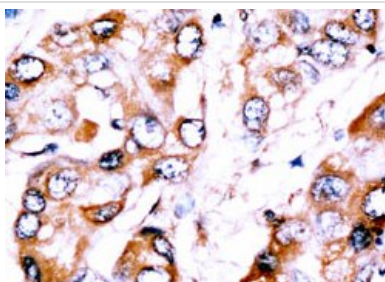
Western blot - Anti-Papillomavirus Regulatory Factor 1 / HDBP2 antibody (ab75727)

Anti-Papillomavirus Regulatory Factor 1 / HDBP2 antibody (ab75727) at 1/60 dilution + Y79 cell lysate at 35 µg

Predicted band size: 55 kDa

Observed band size: 55 kDa

Additional bands at: 37 kDa, 90 kDa. We are unsure as to the identity of these extra bands.



Immunohistochemistry (Formalin/PFA-fixed paraffin-embedded sections) - Papillomavirus Regulatory Factor 1 / HDBP2 antibody (ab75727)

Formalin-fixed and paraffin-embedded human hepatocellular carcinoma tissue labelled with ab75727 at 1/50 dilution, followed by a peroxidase conjugated secondary antibody and DAB staining.

Please note: All products are "FOR RESEARCH USE ONLY AND ARE NOT INTENDED FOR DIAGNOSTIC OR THERAPEUTIC USE"

Our Abpromise to you: Quality guaranteed and expert technical support

- Replacement or refund for products not performing as stated on the datasheet
- Valid for 12 months from date of delivery
- Response to your inquiry within 24 hours
- We provide support in Chinese, English, French, German, Japanese and Spanish
- Extensive multi-media technical resources to help you
- We investigate all quality concerns to ensure our products perform to the highest standards

If the product does not perform as described on this datasheet, we will offer a refund or replacement. For full details of the Abpromise, please visit <http://www.abcam.cn/abpromise> or contact our technical team.

Terms and conditions

- Guarantee only valid for products bought direct from Abcam or one of our authorized distributors