

Product datasheet

Anti-PCYOX1L antibody ab122389

3 图像

概述

产品名称	Anti-PCYOX1L 抗体
描述	兔多克隆抗体 to PCYOX1L
宿主	Rabbit
经测试应用	适用于: IHC-P, WB
种属反应性	与反应: Mouse, Rat, Human 预测可用于: Horse, Chimpanzee, Chinese hamster
免疫原	Recombinant fragment : LYQVAYENEV GNSSDFYDIV VIATPLHLDN SSSNLTFAGF HPPIDDVQGS FQPTVSLVH GYLNSSYFGF PDPK, corresponding to internal sequence amino acids 279-352 of Human PCYOX1L (Q8NBM8) Run BLAST with ExPASy Run BLAST with NCBI
阳性对照	IHC-P: Human cerebral cortex tissue WB: RT4 lysate, U251 MG lysate, Human plasma lysate and Human liver lysate (weak band).

性能

形式	Liquid
存放说明	Shipped at 4°C. Upon delivery aliquot and store at -20°C. Avoid repeated freeze / thaw cycles.
存储溶液	pH: 7.20 Preservative: 0.02% Sodium azide Constituents: 59% PBS, 40% Glycerol
纯度	Immunogen affinity purified
克隆	多克隆
同种型	IgG

应用

Our [Abpromise guarantee](#) covers the use of **ab122389** in the following tested applications.

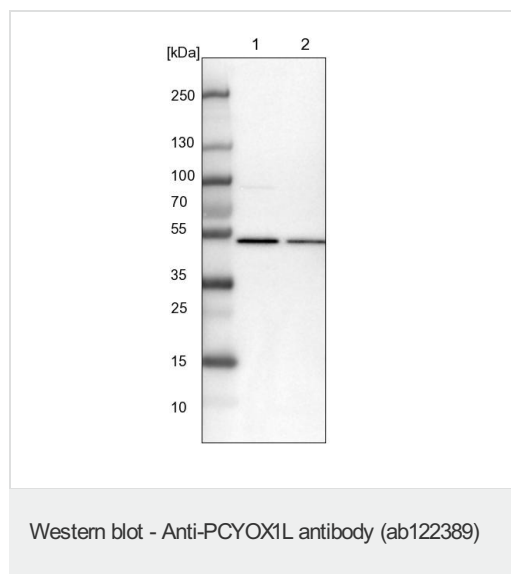
The application notes include recommended starting dilutions; optimal dilutions/concentrations should be determined by the end user.

应用	Ab评论	说明
IHC-P		1/500 - 1/1000. Perform heat mediated antigen retrieval with citrate buffer pH 6 before commencing with IHC staining protocol.
WB		1/250 - 1/500.

靶标

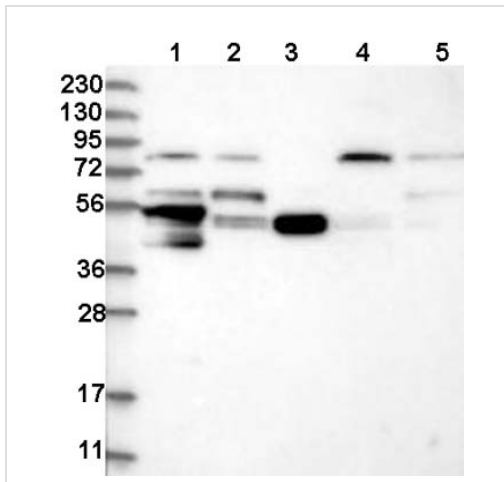
功能	Probable oxidoreductase.
序列相似性	Belongs to the prenylcysteine oxidase family.
细胞定位	Secreted.

图片



Lane 1: NIH-3T3 cell lysate (Mouse embryonic fibroblast cells)

Lane 2: NBT-II cell lysate (Rat Wistar bladder tumour cells)



Western blot - Anti-PCYOX1L antibody (ab122389)

All lanes : Anti-PCYOX1L antibody (ab122389) at 1/250 dilution

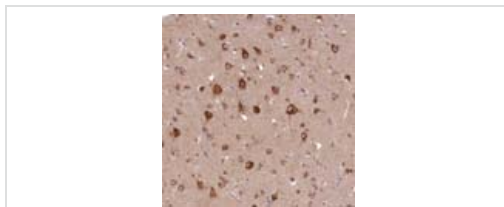
Lane 1 : RT-4 cell lysate

Lane 2 : U-251 MG cell lysate

Lane 3 : Human Plasma cell lysate

Lane 4 : Liver cell lysate

Lane 5 : Tonsil cell lysate



Immunohistochemistry (Formalin/PFA-fixed paraffin-embedded sections) - Anti-PCYOX1L antibody (ab122389)

ab122389 at 1/500 staining PCYOX1L in formalin fixed paraffin embedded Human cerebral cortex using immunohistochemistry.

Please note: All products are "FOR RESEARCH USE ONLY AND ARE NOT INTENDED FOR DIAGNOSTIC OR THERAPEUTIC USE"

Our Abpromise to you: Quality guaranteed and expert technical support

- Replacement or refund for products not performing as stated on the datasheet
- Valid for 12 months from date of delivery
- Response to your inquiry within 24 hours
- We provide support in Chinese, English, French, German, Japanese and Spanish
- Extensive multi-media technical resources to help you
- We investigate all quality concerns to ensure our products perform to the highest standards

If the product does not perform as described on this datasheet, we will offer a refund or replacement. For full details of the Abpromise, please visit <http://www.abcam.cn/abpromise> or contact our technical team.

Terms and conditions

- Guarantee only valid for products bought direct from Abcam or one of our authorized distributors