


Product datasheet

Anti-P2RX7 antibody ab94717

2 图像

概述

产品名称	Anti-P2RX7抗体
描述	兔多克隆抗体to P2RX7
经测试应用	适用于: WB
种属反应性	与反应: Human 预测可用于: Mouse, Rat, Rabbit, Horse, Cow, Cat, Dog, Pig 
免疫原	Synthetic peptide to a region within: RHCA YRCYAT WRFGSQDMAD FANLPSCCRW RIRKEFPKSE GQYSGFKSPY, corresponding to internal sequence amino acids 546-595 of Human P2RX7 (NP_002553). Run BLAST with ExPASy Run BLAST with NCBI
阳性对照	Human fetal stomach lysate

性能

形式	Liquid
存放说明	Shipped at 4°C. Upon delivery aliquot and store at -20°C. Avoid freeze / thaw cycles.
存储溶液	Preservative: None Constituents: 2% Sucrose, PBS
纯度	Immunogen affinity purified
克隆	多克隆
同种型	IgG

应用


Our [Abpromise guarantee](#) covers the use of **ab94717** in the following tested applications. The application notes include recommended starting dilutions; optimal dilutions/concentrations should be determined by the end user.

应用	Ab评论	说明
WB		Use a concentration of 1 µg/ml. Predicted molecular weight: 68 kDa. Good results were obtained when blocked with 5% non-fat dry milk in 0.05% PBS-T.

靶标

功能	Receptor for ATP that acts as a ligand-gated ion channel. Responsible for ATP-dependent lysis of macrophages through the formation of membrane pores permeable to large molecules. Could function in both fast synaptic transmission and the ATP-mediated lysis of antigen-presenting cells.
组织特异性	Widely expressed with highest levels in brain and immune tissues.
序列相似性	Belongs to the P2X receptor family.
翻译后修饰	Phosphorylation results in its inactivation. ADP-ribosylation at Arg-125 is necessary and sufficient to activate P2RX7 and gate the channel. Palmitoylation of several cysteines in the C-terminal cytoplasmic tail is required for efficient localization to cell surface.
细胞定位	Cell membrane.

Anti-P2RX7 antibody 图像



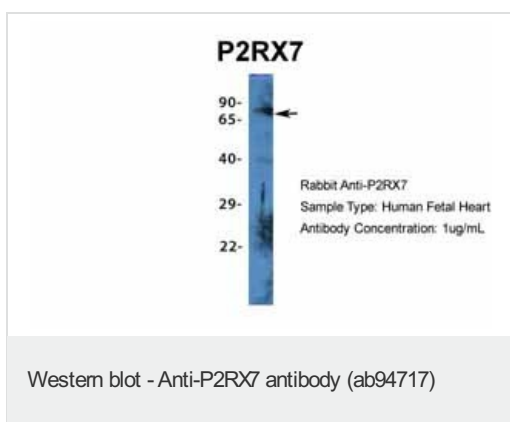
Anti-P2RX7 antibody (ab94717) at 1 μ g/ml (in 5% skim milk / PBS buffer) + Human fetal stomach lysate at 10 μ g

Secondary

HRP conjugated anti-Rabbit IgG at 1/50000 dilution

Predicted band size : 68 kDa

Gel concentration 12%



Predicted band size : 68 kDa

Western Blot using ab94717 at 1.0 μ g/ml.

Sample type: Hum. Fetal Heart Lysate

Please note: All products are "FOR RESEARCH USE ONLY AND ARE NOT INTENDED FOR DIAGNOSTIC OR THERAPEUTIC USE"

Our Abpromise to you: Quality guaranteed and expert technical support

- Replacement or refund for products not performing as stated on the datasheet
- Valid for 12 months from date of delivery

- Response to your inquiry within 24 hours
- We provide support in Chinese, English, French, German, Japanese and Spanish
- Extensive multi-media technical resources to help you
- We investigate all quality concerns to ensure our products perform to the highest standards

If the product does not perform as described on this datasheet, we will offer a refund or replacement. For full details of the Abpromise, please visit <http://www.abcam.cn/abpromise> or contact our technical team.

Terms and conditions

- Guarantee only valid for products bought direct from Abcam or one of our authorized distributors