abcam

Product datasheet

Anti-Oct-1 antibody [POU5I097] ab51363

★★★★★ 1 Abreviews 3 References 3 图像

概述

产品名称	Anti-Oct-1抗体[POU5I097]
描述	小鼠单克隆抗体[POU5I097] to Oct-1
宿主	Mouse
经测试应用	**适用于:** Flow Cyt, WB, ICC/IF
种属反应性	**与反应:** Human
免疫原	Recombinant fragment corresponding to Human Oct-1. Database link: **P14859**
阳性对照	HeLa cells, HEK293 whole cell lysate
常规说明	The Life Science industry has been in the grips of a reproducibility crisis for a number of years. Abcam is leading the way in addressing this with our range of recombinant monoclonal antibodies and knockout edited cell lines for gold-standard validation. Please check that this product meets your needs before purchasing. If you have any questions, special requirements or concerns, please send us an inquiry and/or contact our Support team ahead of purchase. Recommended alternatives for this product can be found below, along with publications, customer reviews and Q&As

性能

形式	Liquid
存放说明	Shipped at 4°C. Store at +4°C short term (1-2 weeks). Upon delivery aliquot. Store at -20°C. Avoid freeze / thaw cycle.
存储溶液	pH: 7.40 Preservative: 0.05% Sodium azide Constituents: 1% BSA, PBS
纯度	Protein G purified
纯化说明	Filtered through a 0.22 µm membrane.
克隆	单克隆
克隆编号	POU5I097
同种型	IgG1

应用

The Abpromise guarantee **Abpromise™承诺保证使用ab51363于以下的经测试应用**

"应用说明"部分 下显示的仅为推荐的起始稀释度;实际最佳的稀释度/浓度应由使用者检定。

应用	Ab评论	说明
Flow Cyt		Use 1µg for 10^6 cells. **ab170190** - Mouse monoclonal IgG1, is suitable for use as an isotype control with this antibody.
WB		1/50. Detects a band of approximately 89 kDa (predicted molecular weight: 89 kDa).
ICC/IF	★★★★★ (1)	1/10.

靶标

功能 Transcription factor that binds to the octamer motif (5'-ATTTGCAT-3') and activates the promoters of the genes for some small nuclear RNAs (snRNA) and of genes such as those for histone H2B and immunoglobulins. Modulates transcription transactivation by NR3C1, AR and PGR (By similarity). In case of human herpes simplex virus (HSV) infection, POU2F1 forms a multiprotein-DNA complex with the viral transactivator protein VP16 and HCFC1 thereby enabling the transcription of the viral immediate early genes.

组织特异性 Ubiquitous. Isoform 2 is lymphocyte-specific.

序列相似性 Belongs to the POU transcription factor family. Class-2 subfamily.
Contains 1 homeobox DNA-binding domain.
Contains 1 POU-specific domain.

翻译后修饰 Phosphorylated by PRKDC.

细胞定位 Nucleus.

图片

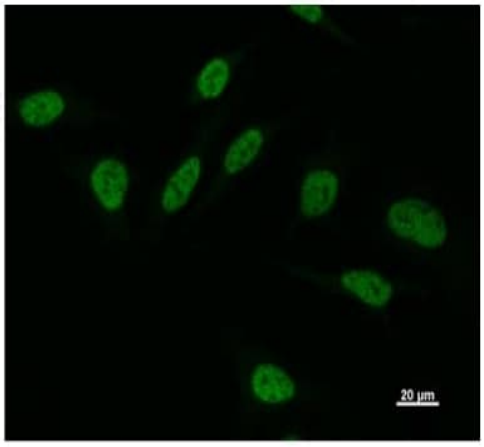

Immunocytochemistry/ Immunofluorescence - Anti-Oct-1 antibody [POU5I097] (ab51363)

Ab51363 at 1:10 dilution staining HeLa cells; visualised with AlexaFluor®488 Goat Anti-mouse IgG at 1:200 dilution.

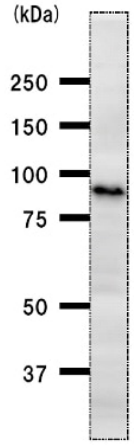

Western blot - Anti-Oct-1 antibody [POU5I097] (ab51363)

Anti-Oct-1 antibody [POU5I097] (ab51363) at 1/50 dilution + HEK293 whole cell lysate at 50 µg

Secondary

Anti mouse IgG antibody at 1/2500 dilution

Predicted band size: 89 kDa

Observed band size: 89 kDa

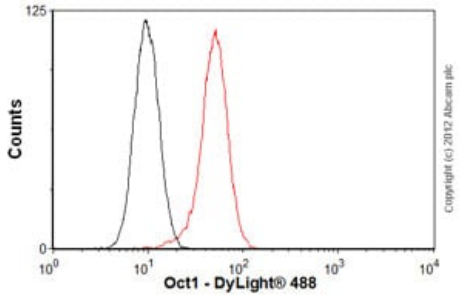

Flow Cytometry - Anti-Oct-1 antibody [POU5I097] (ab51363)

Overlay histogram showing Jurkat cells stained with ab51363 (red line). The cells were fixed with 4% paraformaldehyde (10 min) and then permeabilized with 0.1% PBS-Tween for 20 min. The cells were then incubated in 1x PBS / 10% normal goat serum / 0.3M glycine to block non-specific protein-protein interactions followed by the antibody (ab51363, 1µg/1x10^6 cells) for 30 min at 22ºC. The secondary antibody used was DyLight® 488 goat anti-mouse IgG (H+L) (**ab96879**) at 1:500 dilution for 30 min at 22ºC. Isotype control antibody (black line) was mouse IgG1 [ICIGG1] (**ab91353**, 2µg/1x10^6 cells) used under the same conditions. Acquisition of >5,000 events was performed. This antibody gave a positive signal in Jurkat cells fixed with 80% methanol (5 min)/permeabilized with 0.1% PBS-Tween for 20 min used under the same conditions.

Please note: All products are "FOR RESEARCH USE ONLY. NOT FOR USE IN DIAGNOSTIC PROCEDURES"

Our Abpromise to you: Quality guaranteed and expert technical support

- Replacement or refund for products not performing as stated on the datasheet
- Valid for 12 months from date of delivery
- Response to your inquiry within 24 hours
- We provide support in Chinese, English, French, German, Japanese and Spanish
- Extensive multi-media technical resources to help you
- We investigate all quality concerns to ensure our products perform to the highest standards

If the product does not perform as described on this datasheet, we will offer a refund or replacement. For full details of the Abpromise, please visit **https://www.abcam.cn/abpromise** or contact our technical team.

Terms and conditions

- Guarantee only valid for products bought direct from Abcam or one of our authorized distributors