

Product datasheet

Anti-NR2F6 antibody ab65012

2 References 3 图像

概述

产品名称	Anti-NR2F6抗体
描述	兔多克隆抗体to NR2F6
宿主	Rabbit
经测试应用	适用于: ELISA, ICC/IF, IHC-P, WB
种属反应性	与反应: Mouse, Rat, Human
免疫原	Synthetic peptide derived from N-terminal of human NR2F6.
阳性对照	HeLa, 293, HUVEC or HepG2 cells. Cervix carcinoma tissue.

性能

形式	Liquid
存放说明	Shipped at 4°C. Store at -20°C. Stable for 12 months at -20°C.
存储溶液	Preservative: 0.02% Sodium Azide Constituents: 50% Glycerol, PBS (without Mg <sup>2+</sup> and Ca <sup>2+</sup> ), 150mM Sodium chloride, pH 7.4
纯度	Immunogen affinity purified
克隆	多克隆
同种型	IgG

应用

Our [Abpromise guarantee](#) covers the use of **ab65012** in the following tested applications.

The application notes include recommended starting dilutions; optimal dilutions/concentrations should be determined by the end user.

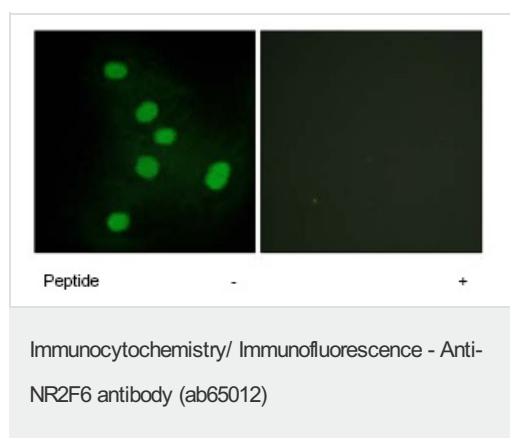
应用	Ab评论	说明
ELISA		1/20000.
ICC/IF		1/500 - 1/1000.

应用	Ab评论	说明
IHC-P		1/50 - 1/100. Perform heat mediated antigen retrieval via the pressure cooker method before commencing with IHC staining protocol.
WB		1/500 - 1/1000. Detects a band of approximately 43 kDa (predicted molecular weight: 43 kDa).

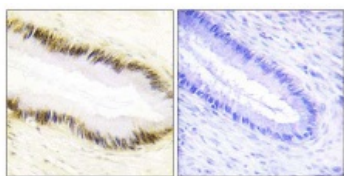
## 靶标

<b>功能</b>	Transcription factor predominantly involved in transcriptional repression. Binds to promoter/enhancer response elements that contain the imperfect 5'-AGGTCA-3' direct or inverted repeats with various spacings which are also recognized by other nuclear hormone receptors. Involved in modulation of hormonal responses. Represses transcriptional activity of the lutropin-choriogonadotropic hormone receptor/LHCGR gene, the renin/REN gene and the oxytocin-neurophysin/OXT gene. Represses the triiodothyronine-dependent and -independent transcriptional activity of the thyroid hormone receptor gene in a cell type-specific manner. The corepressing function towards thyroid hormone receptor beta/THRB involves at least in part the inhibition of THRB binding to triiodothyronine response elements (TREs) by NR2F6. Inhibits NFATC transcription factor DNA binding and subsequently its transcriptional activity. Acts as transcriptional repressor of IL-17 expression in Th-17 differentiated CD4(+) T cells and may be involved in induction and/or maintenance of peripheral immunological tolerance and autoimmunity. Involved in development of forebrain circadian clock; is required early in the development of the locus coeruleus (LC).
<b>组织特异性</b>	Expressed in heart, placenta, liver, skeletal muscle, kidney and pancreas.
<b>序列相似性</b>	Belongs to the nuclear hormone receptor family. NR2 subfamily. Contains 1 nuclear receptor DNA-binding domain.
<b>细胞定位</b>	Nucleus.

## 图片



ab65012 at 1/500 - 1/1000 dilution staining NR2F6 in HepG2 cells by Immunofluorescence, in the absence or presence of the immunising peptide.



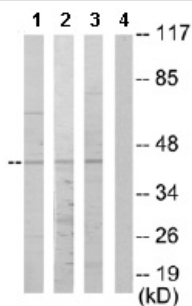
Peptide

-

+

Immunohistochemistry (Formalin/PFA-fixed paraffin-embedded sections) - Anti-NR2F6 antibody (ab65012)

ab65012 at 1/50 - 1/100 dilution staining human cervix carcinoma in NR2F6 by Immunohistochemistry, Paraffin-embedded tissue, in the absence or presence of the immunising peptide.



Peptide

-

-

-

+

Western blot - Anti-NR2F6 antibody (ab65012)

**All lanes** : Anti-NR2F6 antibody (ab65012) at 1/500 dilution

**Lane 1** : HeLa cell extract at 10-30 $\mu$ g

**Lane 2** : 293 cell extract at 10-30 $\mu$ g

**Lane 3** : HUVEC cell extract at 10-30 $\mu$ g

**Lane 4** : HUVEC cell extract at 10-30 $\mu$ g with immunizing peptide at 5-10 $\mu$ g

**Predicted band size:** 43 kDa

**Observed band size:** 43 kDa

**Please note:** All products are "FOR RESEARCH USE ONLY AND ARE NOT INTENDED FOR DIAGNOSTIC OR THERAPEUTIC USE"

### Our Abpromise to you: Quality guaranteed and expert technical support

- Replacement or refund for products not performing as stated on the datasheet
- Valid for 12 months from date of delivery
- Response to your inquiry within 24 hours
- We provide support in Chinese, English, French, German, Japanese and Spanish
- Extensive multi-media technical resources to help you
- We investigate all quality concerns to ensure our products perform to the highest standards

If the product does not perform as described on this datasheet, we will offer a refund or replacement. For full details of the Abpromise, please visit <http://www.abcam.cn/abpromise> or contact our technical team.

### Terms and conditions

- Guarantee only valid for products bought direct from Abcam or one of our authorized distributors