

Product datasheet

Anti-MRG15 antibody ab106818

3 图像

概述

<b>产品名称</b>	Anti-MRG15抗体
<b>描述</b>	山羊多克隆抗体to MRG15
<b>宿主</b>	Goat
<b>特异性</b>	This antibody is expected to recognise both reported isoforms.
<b>经测试应用</b>	<b>适用于:</b> WB, IHC-P, ELISA
<b>种属反应性</b>	<b>与反应:</b> Mouse, Rat, Human, Pig <b>预测可用于:</b> Cow 
<b>免疫原</b>	Synthetic peptide: APKQDPKPKFQEG-C , corresponding to N terminal amino acids 2-14 of Human MRG15 (NP_006782.1; NP_996670.1.)  <div style="text-align: right;">  <a href="#">Run BLAST with</a>       <a href="#">Run BLAST with</a> </div>
<b>阳性对照</b>	Human Liver lysates
<b>常规说明</b>	This product will identify isoform 1 and isoform 2.

性能

<b>形式</b>	Liquid
<b>存放说明</b>	Shipped at 4°C. Upon delivery aliquot and store at -20°C. Avoid freeze / thaw cycles.
<b>存储溶液</b>	Preservative: 0.02% Sodium Azide Constituents: 0.5% BSA, Tris buffered saline, pH 7.3
<b>纯度</b>	Immunogen affinity purified
<b>纯化说明</b>	Purified from goat serum by ammonium sulphate precipitation followed by antigen affinity chromatography using the immunizing peptide.
<b>克隆</b>	多克隆
<b>同种型</b>	IgG

应用

Our [Abpromise guarantee](#) covers the use of **ab106818** in the following tested applications.

The application notes include recommended starting dilutions; optimal dilutions/concentrations should be determined by the end user.

应用	Ab评论	说明
WB		Use a concentration of 0.1 - 0.3 µg/ml. Predicted molecular weight: 41 kDa.
IHC-P		Use a concentration of 2 - 4 µg/ml.
ELISA		Use at an assay dependent concentration. Antibody detection limit dilution 1:128000

## 靶标

### 功能

Component of the NuA4 histone acetyltransferase (HAT) complex which is involved in transcriptional activation of select genes principally by acetylation of nucleosomal histones H4 and H2A. This modification may both alter nucleosome - DNA interactions and promote interaction of the modified histones with other proteins which positively regulate transcription. This complex may be required for the activation of transcriptional programs associated with oncogene and proto-oncogene mediated growth induction, tumor suppressor mediated growth arrest and replicative senescence, apoptosis, and DNA repair. The NuA4 complex ATPase and helicase activities seem to be, at least in part, contributed by the association of RUVBL1 and RUVBL2 with EP400. NuA4 may also play a direct role in DNA repair when directly recruited to sites of DNA damage. Also component of the mSin3A complex which acts to repress transcription by deacetylation of nucleosomal histones. Required for homologous recombination repair (HRR) and resistance to mitomycin C (MMC). Involved in the localization of PALB2, BRCA2 and RAD51, but not BRCA1, to DNA-damage foci.

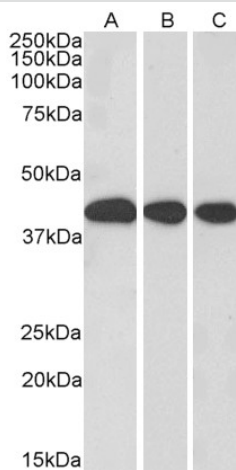
### 序列相似性

Belongs to the MRG family.

### 细胞定位

Nucleus.

## 图片



Western blot - Anti-MRG15 antibody (ab106818)

**All lanes :** Anti-MRG15 antibody (ab106818)  
at 0.3 µg/ml

**Lane 1 :** Mouse liver tissue lysate (in RIPA buffer)

**Lane 2 :** Rat liver tissue lysate (in RIPA buffer)

**Lane 3 :** Pig liver tissue lysate (in RIPA buffer)

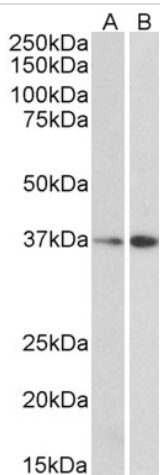
Lysates/proteins at 35 µg per lane.

**Predicted band size:** 41 kDa

**Additional bands at:** 37 kDa. We are unsure as to the identity of these extra bands.

Goat Anti-MRG15 / MORF4L1 Antibody  
(EB06079) - Everest Biotech Ltd

Primary incubation was 1 hour. Detected by chemiluminescence.



Western blot - Anti-MRG15 antibody (ab106818)

**All lanes :**

**Lane 1 :** NIH3T3 cell lysate (in RIPA buffer)

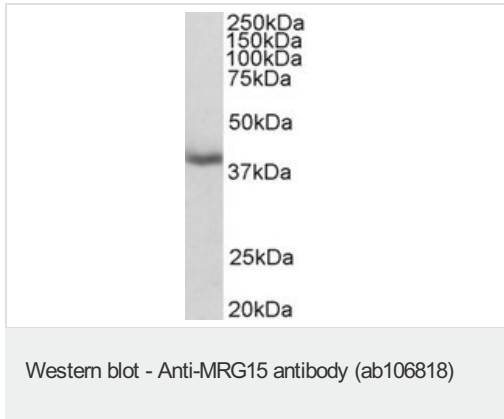
**Lane 2 :** HepG2 cell lysate (in RIPA buffer)

Lysates/proteins at 35 µg per lane.

**Predicted band size:** 41 kDa

**Additional bands at:** 37 kDa. We are unsure as to the identity of these extra bands.

Primary incubation was 1 hour. Detected by chemiluminescence.



Anti-MRG15 antibody (ab106818) at 0.1 µg/ml  
+ Mouse Liver Lysate in RIPA buffer at 35 µg

**Predicted band size:** 41 kDa

Primary incubation 1 hour.

**Please note:** All products are "FOR RESEARCH USE ONLY AND ARE NOT INTENDED FOR DIAGNOSTIC OR THERAPEUTIC USE"

### Our Abpromise to you: Quality guaranteed and expert technical support

- Replacement or refund for products not performing as stated on the datasheet
- Valid for 12 months from date of delivery
- Response to your inquiry within 24 hours
- We provide support in Chinese, English, French, German, Japanese and Spanish
- Extensive multi-media technical resources to help you
- We investigate all quality concerns to ensure our products perform to the highest standards

If the product does not perform as described on this datasheet, we will offer a refund or replacement. For full details of the Abpromise, please visit <http://www.abcam.cn/abpromise> or contact our technical team.

### Terms and conditions

- Guarantee only valid for products bought direct from Abcam or one of our authorized distributors