


Product datasheet

Anti-LAR antibody ab118456

3 图像

概述

产品名称	Anti-LAR抗体
描述	山羊多克隆抗体to LAR
宿主	Goat
经测试应用	适用于: IHC-P
种属反应性	与反应: Human 预测可用于: Mouse, Rat, Cow 
免疫原	Synthetic peptide: KDEQSIGLKDSL with a Cysteine residue linker, corresponding to amino acids 1286-1298 of Human LAR (NP_569707.2). Run BLAST with Run BLAST with
阳性对照	Human Colon, Placenta and Small Intestine tissues.

性能

形式	Liquid
存放说明	Shipped at 4°C. Upon delivery aliquot and store at -20°C. Avoid freeze / thaw cycles.
存储溶液	pH: 7.30 Preservative: 0.02% Sodium azide Constituents: 99% Tris buffered saline, 0.5% BSA
纯度	Protein G purified
克隆	多克隆
同种型	IgG

应用

Our [Abpromise guarantee](#) covers the use of **ab118456** in the following tested applications.

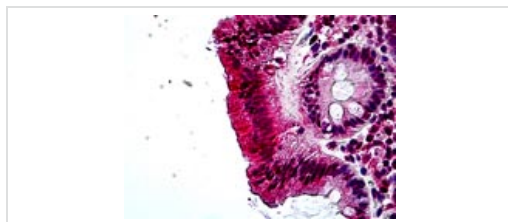
The application notes include recommended starting dilutions; optimal dilutions/concentrations should be determined by the end user.

应用	Ab评论	说明
IHC-P		Use a concentration of 3.75 - 7.5 µg/ml.

靶标

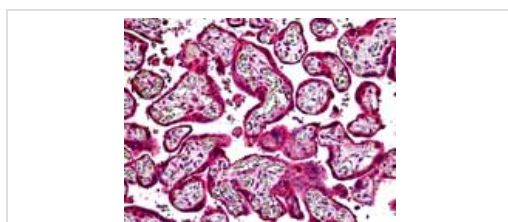
功能	<p>Possible cell adhesion receptor. It possesses an intrinsic protein tyrosine phosphatase activity (PTPase).</p> <p>The first PTPase domain has enzymatic activity, while the second one seems to affect the substrate specificity of the first one.</p>
序列相似性	<p>Belongs to the protein-tyrosine phosphatase family. Receptor class 2A subfamily.</p> <p>Contains 8 fibronectin type-III domains.</p> <p>Contains 3 Ig-like C2-type (immunoglobulin-like) domains.</p> <p>Contains 2 tyrosine-protein phosphatase domains.</p>
细胞定位	Membrane.

图片



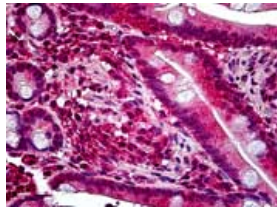
ab118456, at 7.5 µg/ml, staining LAR in Formalin-fixed, Paraffin-embedded Human Colon tissue by Immunohistochemistry.

Immunohistochemistry (Formalin/PFA-fixed paraffin-embedded sections) - Anti-LAR antibody (ab118456)



ab118456, at 7.5 µg/ml, staining LAR in Formalin-fixed, Paraffin-embedded Human Placenta tissue by Immunohistochemistry.

Immunohistochemistry (Formalin/PFA-fixed paraffin-embedded sections) - Anti-LAR antibody (ab118456)



ab118456, at 7.5 $\mu\text{g/ml}$, staining LAR in Formalin-fixed, Paraffin-embedded Human Small intestine tissue by Immunohistochemistry.

Immunohistochemistry (Formalin/PFA-fixed paraffin-embedded sections) - Anti-LAR antibody (ab118456)

Please note: All products are "FOR RESEARCH USE ONLY AND ARE NOT INTENDED FOR DIAGNOSTIC OR THERAPEUTIC USE"

Our Abpromise to you: Quality guaranteed and expert technical support

- Replacement or refund for products not performing as stated on the datasheet
- Valid for 12 months from date of delivery
- Response to your inquiry within 24 hours
- We provide support in Chinese, English, French, German, Japanese and Spanish
- Extensive multi-media technical resources to help you
- We investigate all quality concerns to ensure our products perform to the highest standards

If the product does not perform as described on this datasheet, we will offer a refund or replacement. For full details of the Abpromise, please visit <http://www.abcam.cn/abpromise> or contact our technical team.

Terms and conditions

- Guarantee only valid for products bought direct from Abcam or one of our authorized distributors