


Product datasheet

Anti-ITIH2 antibody ab110822

2 图像

概述

产品名称	Anti-ITIH2抗体
描述	兔多克隆抗体to ITIH2
经测试应用	适用于: IHC-P
种属反应性	与反应: Mouse, Human 预测可用于: Chimpanzee 
免疫原	Synthetic peptide: QVQESLPELSN , corresponding to ITIH2 Run BLAST with Run BLAST with
阳性对照	Human OA chondrocyte tissue, mouse OA periosteum tissue

性能

形式	Liquid
存放说明	Shipped at 4°C. Upon delivery aliquot and store at -20°C. Avoid repeated freeze / thaw cycles.
存储溶液	Preservative: 0.05% Sodium azide Constituents: 99% PBS, 0.1% BSA
纯度	Immunogen affinity purified
克隆	多克隆
同种型	IgG

应用

Our [Abpromise guarantee](#) covers the use of **ab110822** in the following tested applications.

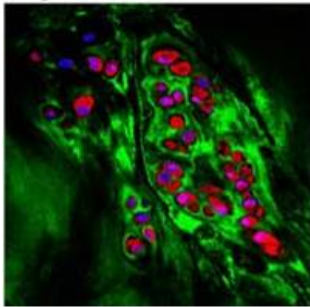
The application notes include recommended starting dilutions; optimal dilutions/concentrations should be determined by the end user.

应用	Ab评论	说明
IHC-P		Use at an assay dependent concentration.

靶标

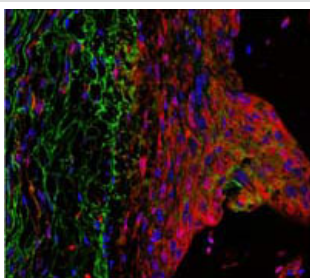
功能	May act as a carrier of hyaluronan in serum or as a binding protein between hyaluronan and other matrix protein, including those on cell surfaces in tissues to regulate the localization, synthesis and degradation of hyaluronan which are essential to cells undergoing biological processes.
组织特异性	Plasma.
序列相似性	Belongs to the ITIH family. Contains 1 VIT domain. Contains 1 VWFA domain.
翻译后修饰	Heavy chains are linked to bikunin via chondroitin 4-sulfate esterified to the alpha-carboxyl of the C-terminal aspartate after propeptide cleavage. Phosphorylation sites are present in the extracellular medium.
细胞定位	Secreted.

图片



Immunohistochemistry (Formalin/PFA-fixed paraffin-embedded sections) - ITIH2 antibody (ab110822)

ab110822 staining ITIH2 in Human OA chondrocyte tissue by Immunohistochemistry
Formalin-fixed, Paraffin-embedded tissue.
ITIH2 is stained in red, hyaluronan in green, and the nuclei in blue.



Immunohistochemistry (Formalin/PFA-fixed paraffin-embedded sections) - ITIH2 antibody (ab110822)

ab110822 staining ITIH2 in Mouse OA periosteum tissue by Immunohistochemistry
Formalin-fixed, Paraffin-embedded tissue.
ITIH2 is stained in red, hyaluronan in green, and the nuclei in blue.

Please note: All products are "FOR RESEARCH USE ONLY AND ARE NOT INTENDED FOR DIAGNOSTIC OR THERAPEUTIC USE"

Our Abpromise to you: Quality guaranteed and expert technical support

- Replacement or refund for products not performing as stated on the datasheet

- Valid for 12 months from date of delivery
- Response to your inquiry within 24 hours

- We provide support in Chinese, English, French, German, Japanese and Spanish
- Extensive multi-media technical resources to help you
- We investigate all quality concerns to ensure our products perform to the highest standards

If the product does not perform as described on this datasheet, we will offer a refund or replacement. For full details of the Abpromise, please visit <http://www.abcam.cn/abpromise> or contact our technical team.

Terms and conditions

- Guarantee only valid for products bought direct from Abcam or one of our authorized distributors