

Product datasheet

Anti-IKAP antibody ab56362

3 图像

概述

产品名称	Anti-IKAP抗体
描述	小鼠单克隆抗体to IKAP
宿主	Mouse
经测试应用	适用于: WB, IHC-P, ICC/IF
种属反应性	与反应: Human
免疫原	Recombinant fragment: VLFLFEFDEQ GRELQKAFED TLQLMERSLP EWTLTYQQN SATPVLGPNS TANSIMASYQ QKTSVPVLD AELFIPPKIN RRTQWKLSLL , corresponding to amino acids 1242-1332 of Human IKAP Run BLAST with ExPASy Run BLAST with NCBI

常规说明

Abcam is committed to meeting high standards of ethical manufacturing and as such, we will be discontinuing this product, which has been generated by the ascites method, within the next year. We are sorry for any inconvenience this may cause. If you would like help finding an alternative product, please do not hesitate to contact our scientific support team.

性能

形式	Liquid
存放说明	Shipped at 4°C. Upon delivery aliquot and store at -20°C or -80°C. Avoid repeated freeze / thaw cycles.
存储溶液	Preservative: None PBS, pH 7.2
纯度	Protein G purified
克隆	单克隆
同种型	IgG1
轻链类型	kappa

应用

Our [Abpromise guarantee](#) covers the use of **ab56362** in the following tested applications.

The application notes include recommended starting dilutions; optimal dilutions/concentrations should be determined by the end user.

应用	Ab评论	说明
WB		Use a concentration of 1 - 5 µg/ml. Predicted molecular weight: 150 kDa.
IHC-P		Use a concentration of 3 µg/ml.
ICC/IF		Use a concentration of 10 µg/ml.

靶标

功能

May act as a scaffold protein that may assemble active IKK-MAP3K14 complexes (IKKA, IKKB and MAP3K14/NIK).
Acts as subunit of the RNA polymerase II elongator complex, which is a histone acetyltransferase component of the RNA polymerase II (Pol II) holoenzyme and is involved in transcriptional elongation. Elongator may play a role in chromatin remodeling and is involved in acetylation of histones H3 and probably H4.

疾病相关

Defects in IKBKAP are the cause of hereditary sensory and autonomic neuropathy type 3 (HSAN3) [MIM:223900]; also known as Riley-Day syndrome or familial dysautonomia (FD). This autosomal recessive disorder is due to the poor development and survival, and progressive degeneration of the sensory, sympathetic and parasympathetic neurons. HSAN3 individuals are affected with a variety of symptoms such as decreased sensitivity to pain and temperature, cardiovascular instability, recurrent pneumonias, vomiting crises, and gastrointestinal dysfunction. It is primarily confined to individuals of Ashkenazi Jewish descent, with an incidence of 1/3'600 live births.

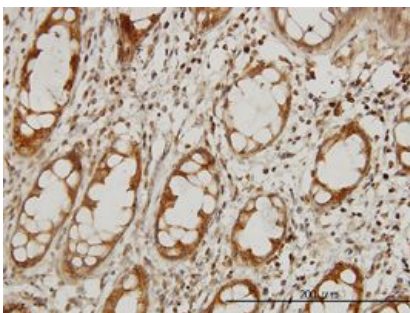
序列相似性

Belongs to the ELP1/IKA1 family.

细胞定位

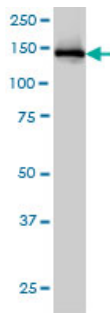
Cytoplasm. Nucleus.

图片



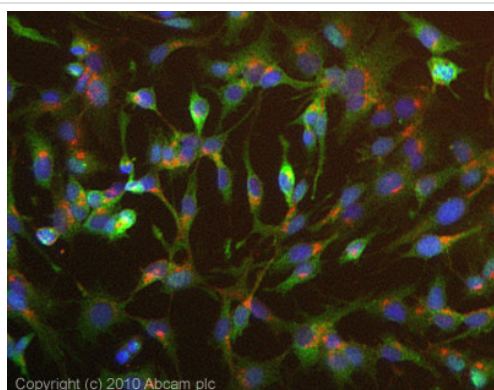
IKAP antibody (ab56362) used in immunohistochemistry at 3µg/ml on formalin fixed and paraffin embedded human colon.

IHC-P - IKAP antibody (ab56362)



Western blot - IKAP antibody (ab56362)

IKAP antibody (ab56362) at 1ug/lane + HeLa cell lysate at 25ug/lane.



Immunocytochemistry/ Immunofluorescence-IKAP antibody(ab56362)

ICC/IF image of ab56362 stained HepG2 cells. The cells were 4% formaldehyde fixed (10 min) and then incubated in 1%BSA / 10% normal goat serum / 0.3M glycine in 0.1% PBS-Tween for 1h to permeabilise the cells and block non-specific protein-protein interactions. The cells were then incubated with the antibody (ab56362, 10µg/ml) overnight at +4°C. The secondary antibody (green) was Alexa Fluor® 488 goat anti-mouse IgG (H+L) used at a 1/1000 dilution for 1h. Alexa Fluor® 594 WGA was used to label plasma membranes (red) at a 1/200 dilution for 1h. DAPI was used to stain the cell nuclei (blue) at a concentration of 1.43µM.

Please note: All products are "FOR RESEARCH USE ONLY AND ARE NOT INTENDED FOR DIAGNOSTIC OR THERAPEUTIC USE"

Our Abpromise to you: Quality guaranteed and expert technical support

- Replacement or refund for products not performing as stated on the datasheet
- Valid for 12 months from date of delivery
- Response to your inquiry within 24 hours
- We provide support in Chinese, English, French, German, Japanese and Spanish
- Extensive multi-media technical resources to help you
- We investigate all quality concerns to ensure our products perform to the highest standards

If the product does not perform as described on this datasheet, we will offer a refund or replacement. For full details of the Abpromise, please visit <http://www.abcam.cn/abpromise> or contact our technical team.

Terms and conditions

- Guarantee only valid for products bought direct from Abcam or one of our authorized distributors