

## Product datasheet

# Anti-HSV1 antibody ab9533

★★★★★ 2 Abreviews 11 References 3 图像

### 概述

产品名称	Anti-HSV1抗体
描述	兔多克隆抗体to HSV1
宿主	Rabbit
经测试应用	适用于: IHC - Wholmount, IHC-P, IHC-FoFr, ICC/IF, ELISA
免疫原	Tissue, cells or virus corresponding to HSV1. Whole rabbit corneal cells, infected with herpes simplex virus type I (strain Mac Intyre), were solubilized with detergent.
阳性对照	IHC-Wm: HSV1 in cornea from pVEGFA-GFP reporter mice at day 3 post-infection with HSV1 strain McKrae. IHC-P: HSV1-infected human tissue.

### 性能

形式	Liquid
存放说明	Shipped at 4°C. Store at +4°C short term (1-2 weeks). Store at -20°C or -80°C. Avoid freeze / thaw cycle.
存储溶液	Preservative: 0.05% Sodium Azide Constituents: 1% BSA
纯度	Protein A purified
克隆	多克隆
骨髓瘤	unknown
同种型	IgG
轻链类型	unknown

### 应用

Our [Abpromise guarantee](#) covers the use of **ab9533** in the following tested applications.

The application notes include recommended starting dilutions; optimal dilutions/concentrations should be determined by the end user.

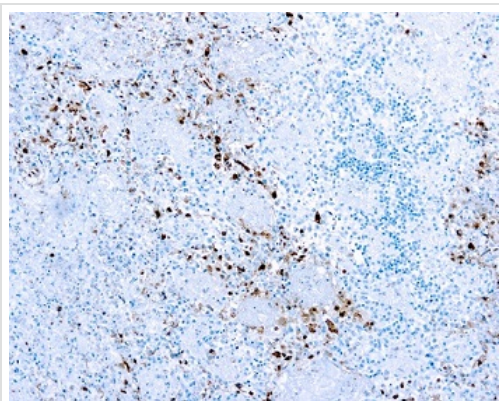
应用	Ab评论	说明
IHC - Wholmount		Use at an assay dependent concentration. PubMed: 21998580

应用	Ab评论	说明
IHC-P	★★★★★	Use at an assay dependent concentration. This antibody may be diluted to a titer of 1:75-1:200 in an ABC method. We suggest an incubation period of 30-60 minutes at room temperature. Pretreat with citrate buffer pH 6.0.
IHC-FoFr		Use at an assay dependent concentration. PubMed: 18042934
ICC/IF		Use at an assay dependent concentration. PubMed: 27783096
ELISA		Use at an assay dependent concentration. PubMed: 22003387

## 靶标

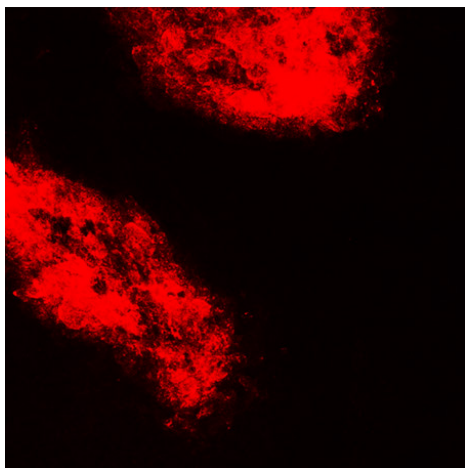
**相关性** Herpes simplex type 1 (HSV-1) belongs to a family that includes HSV-2, Epstein-Barr virus (EBV) and Varicella zoster (chicken pox) virus amongst others. HSV-1 and HSV-2 are extremely difficult to distinguish from each other. Members of this family have a characteristic virion structure. The double stranded DNA genome is contained within an icosahedral capsid embedded in a proteinaceous layer (tegument) and surrounded by a lipid envelope, derived from the nuclear membrane of the last host, which is decorated with virus-specific glycoproteins spikes. These viruses are capable of entering a latent phase where the host shows no visible sign of infection and levels of infectious agent become very low.

## 图片



Formalin-fixed, paraffin-embedded HSV1-infected human tissue stained for HSV1 with ab9533 in immunohistochemical analysis.

Immunohistochemistry (Formalin/PFA-fixed paraffin-embedded sections) - Anti-HSV1 antibody (ab9533)

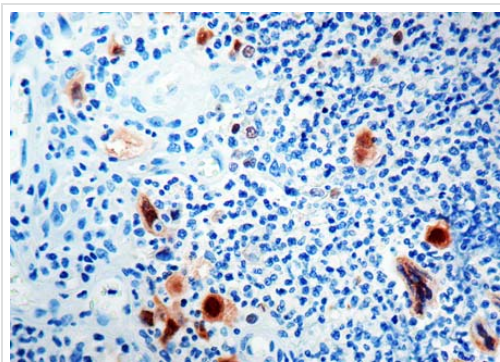


IHC - Wholemout - Anti-HSV1 antibody (ab9533)

Image from Wuest T et al., PLoS Pathog. 2011 Oct;7(10):e1002278. Epub 2011 Oct 6. Fig 1.; doi:10.1371/journal.ppat.1002278; October 6, 2011, PLoS Pathog 7(10): e1002278.

ab9533, staining HSV1 in cornea from pVEGFA-GFP reporter mice at day 3 post-infection with HSV1 strain McKrae.

Corneas were fixed in 4% paraformaldehyde, and washed with PBS containing 1% Triton X-100 before being stained with primary antibody. A Dylight<sup>®</sup>549-conjugated donkey anti-rabbit IgG was used as the secondary antibody.



Immunohistochemistry (Formalin/PFA-fixed paraffin-embedded sections) - Anti-HSV1 antibody (ab9533)

Formalin-fixed, paraffin-embedded HSV1-infected human tissue stained for HSV1 with ab9533 in immunohistochemical analysis.

**Please note:** All products are "FOR RESEARCH USE ONLY AND ARE NOT INTENDED FOR DIAGNOSTIC OR THERAPEUTIC USE"

### Our Abpromise to you: Quality guaranteed and expert technical support

- Replacement or refund for products not performing as stated on the datasheet
- Valid for 12 months from date of delivery
- Response to your inquiry within 24 hours
- We provide support in Chinese, English, French, German, Japanese and Spanish
- Extensive multi-media technical resources to help you
- We investigate all quality concerns to ensure our products perform to the highest standards

If the product does not perform as described on this datasheet, we will offer a refund or replacement. For full details of the Abpromise, please visit <http://www.abcam.cn/abpromise> or contact our technical team.

### Terms and conditions

- Guarantee only valid for products bought direct from Abcam or one of our authorized distributors