

Product datasheet

Anti-EPB4IL2 antibody ab109754

4 图像

概述

产品名称	Anti-EPB4IL2抗体
描述	山羊多克隆抗体to EPB4IL2
宿主	Goat
经测试应用	适用于: WB, ELISA, IHC-P
种属反应性	与反应: Human
免疫原	Synthetic peptide (C-RREVRSPKAPH), corresponding to internal sequence amino acids 593-604 of Human EPB4IL2 (UniProt O43491). Run BLAST with Run BLAST with
阳性对照	Human breast, colon and uterus tissues; Human brain (cerebellum) lysate

性能

形式	Liquid
存放说明	Shipped at 4°C. Upon delivery aliquot and store at -20°C. Avoid repeated freeze / thaw cycles.
存储溶液	Preservative: 0.02% Sodium Azide Constituents: 0.5% BSA, Tris buffered saline, pH 7.3
纯度	Immunogen affinity purified
克隆	多克隆
同种型	IgG

应用

Our [Abpromise guarantee](#) covers the use of **ab109754** in the following tested applications.

The application notes include recommended starting dilutions; optimal dilutions/concentrations should be determined by the end user.

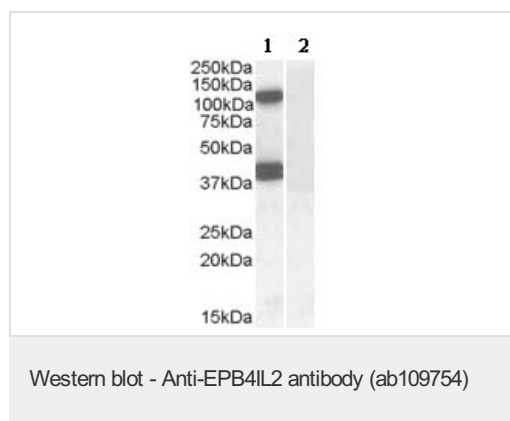
应用	Ab评论	说明
WB		Use a concentration of 0.03 - 0.1 µg/ml. Predicted molecular weight: 113 kDa.

应用	Ab评论	说明
ELISA		1/32000.
IHC-P		Use a concentration of 2.5 µg/ml.

靶标

组织特异性	Widely expressed.
序列相似性	Contains 1 FERM domain.
翻译后修饰	Phosphorylated upon DNA damage, probably by ATM or ATR.
细胞定位	Cytoplasm > cytoskeleton.

图片



All lanes : Anti-EPB4IL2 antibody
(ab109754) at 0.1 µg/ml

Lane 1 : Human brain (cerebellum) lysate in
RIPA buffer

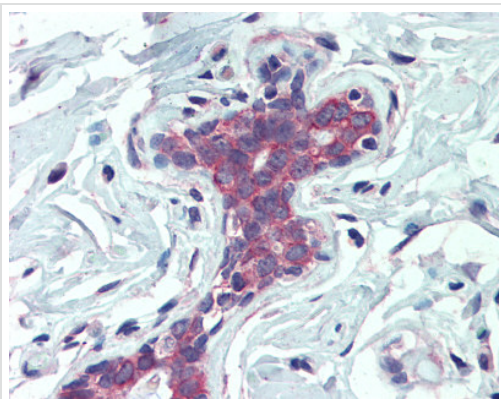
Lane 2 : Human brain (cerebellum) lysate in
RIPA buffer with immunizing peptide

Lysates/proteins at 35 µg per lane.

Developed using the ECL technique.

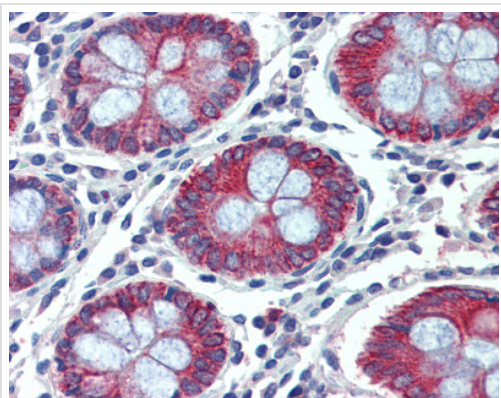
Predicted band size: 113 kDa

Exposure time: 1 hour



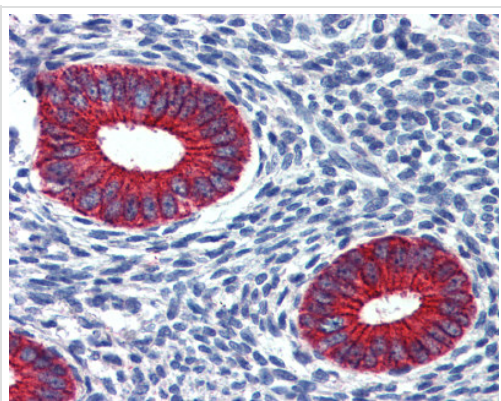
Immunohistochemistry (Formalin/PFA-fixed paraffin-embedded sections) - Anti-EPB4IL2 antibody (ab109754)

ab109754, at 2.5 $\mu\text{g/ml}$, staining EPB4IL2 in formalin fixed, paraffin embedded Human breast tissue by Immunohistochemistry.



Immunohistochemistry (Formalin/PFA-fixed paraffin-embedded sections) - Anti-EPB4IL2 antibody (ab109754)

ab109754, at 2.5 $\mu\text{g/ml}$, staining EPB4IL2 in formalin fixed, paraffin embedded Human colon tissue by Immunohistochemistry.



Immunohistochemistry (Formalin/PFA-fixed paraffin-embedded sections) - Anti-EPB4IL2 antibody (ab109754)

ab109754, at 2.5 $\mu\text{g/ml}$, staining EPB4IL2 in formalin fixed, paraffin embedded Human uterus tissue by Immunohistochemistry.

Our Abpromise to you: Quality guaranteed and expert technical support

- Replacement or refund for products not performing as stated on the datasheet
- Valid for 12 months from date of delivery
- Response to your inquiry within 24 hours

- We provide support in Chinese, English, French, German, Japanese and Spanish
- Extensive multi-media technical resources to help you
- We investigate all quality concerns to ensure our products perform to the highest standards

If the product does not perform as described on this datasheet, we will offer a refund or replacement. For full details of the Abpromise, please visit <http://www.abcam.cn/abpromise> or contact our technical team.

Terms and conditions

- Guarantee only valid for products bought direct from Abcam or one of our authorized distributors