abcam

Product datasheet

Anti-EBF1 antibody [EPR4183] ab108369

重组 RabMAb

8 References 4 图像

概述

产品名称	Anti-EBF1抗体[EPR4183]
描述	兔单克隆抗体[EPR4183] to EBF1
宿主	Rabbit
特异性	This antibody also recognises EBF3 protein.
经测试应用	**适用于:** WB **不适用于:** ICC/IF,IHC-P or IP
种属反应性	**与反应:** Mouse, Rat, Human
免疫原	Synthetic peptide. This information is proprietary to Abcam and/or its suppliers.
阳性对照	WB: Raji, Daudi and 3T3-LI cell lysates. Mouse and rat spleen and lymph node tissue lysates.
常规说明	This product is a recombinant monoclonal antibody, which offers several advantages including: - High batch-to-batch consistency and reproducibility - Improved sensitivity and specificity - Long-term security of supply - Animal-free production For more information **see here**. Our RabMAb® technology is a patented hybridoma-based technology for making rabbit monoclonal antibodies. For details on our patents, please refer to **RabMAb® patents**. Rat: We have preliminary internal testing data to indicate this antibody may not react with this species. Please contact us for more information.

性能

形式	Liquid
存放说明	Shipped at 4°C. Store at +4°C short term (1-2 weeks). Upon delivery aliquot. Store at -20°C. Avoid freeze / thaw cycle.
存储溶液	pH: 7.20 Preservative: 0.01% Sodium azide Constituents: 40% Glycerol (glycerin, glycerine), 0.05% BSA, 59% PBS
纯度	Protein A purified

克隆	单克隆
克隆编号	EPR4183
同种型	IgG

应用

The Abpromise guarantee **Abpromise™承诺保证使用ab108369于以下的经测试应用**

"应用说明"部分 下显示的仅为推荐的起始稀释度;实际最佳的稀释度/浓度应由使用者检定。

应用	Ab评论	说明
WB		1/5000. Predicted molecular weight: 64 kDa. **For unpurified use at 1/10000.**

应用说明 Is unsuitable for ICC/IF,IHC-P or IP.

靶标

功能 Transcriptional activator which recognizes variations of the palindromic sequence 5'-ATTCCCNNGGGAATT-3'.

序列相似性 Belongs to the COE family.
Contains 1 IPT/TIG domain.

细胞定位 Nucleus.

图片

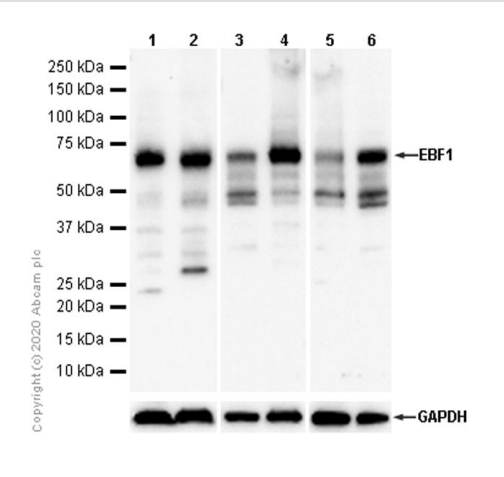

Western blot - Anti-EBF1 antibody [EPR4183] (ab108369)

All lanes : Anti-EBF1 antibody [EPR4183] (ab108369) at 1/1000 dilution (purified)

Lane 1 : Raji (Human Burkitt's lymphoma B lymphocyte) whole cell lysate
Lane 2 : Daudi (Human Burkitt's lymphoma lymphoblast) whole cell lysate
Lane 3 : Mouse spleen lysate
Lane 4 : Mouse lymph node lysate
Lane 5 : Rat spleen lysate
Lane 6 : Rat lymph node lysate

Lysates/proteins at 20 µg per lane.

Secondary
All lanes : Goat Anti-Rabbit IgG H&L (HRP) (**ab97051**) at 1/20000 dilution

Predicted band size: 64 kDa

Observed band size: 64 kDa

We are unsure how to define the extra bands.

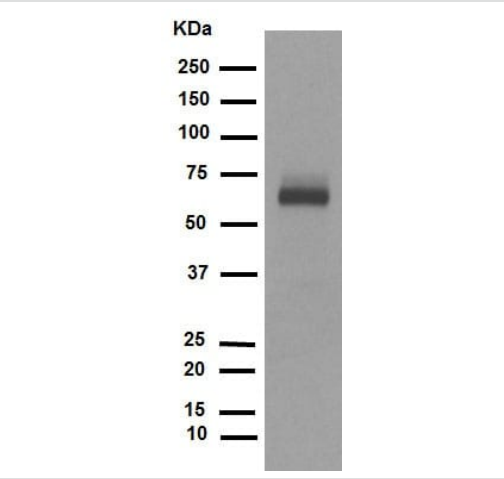

Western blot - Anti-EBF1 antibody [EPR4183] (ab108369)

Anti-EBF1 antibody [EPR4183] (ab108369) at 1/1000 dilution (unpurifed) + Raji cell lysate at 20 µg

Secondary

Goat Anti-Rabbit IgG, (H+L), HRP-conjugated at 20 µg

Predicted band size: 64 kDa

Blocking/Dilution buffer: 5% NFDM/TBST.

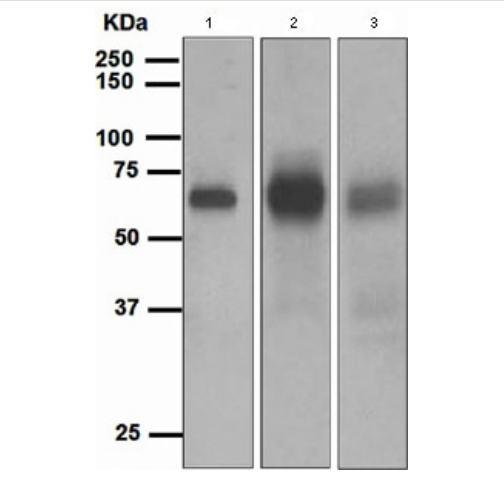

Western blot - Anti-EBF1 antibody [EPR4183] (ab108369)

All lanes : Anti-EBF1 antibody [EPR4183] (ab108369) at 1/1000 dilution (unpurified)

Lane 1 : Raji cell lysate

Lane 2 : Daudi cell lysate

Lane 3 : 3T3-LI cell lysate

Lysates/proteins at 10 µg per lane.

Predicted band size: 64 kDa

Anti-EBF1 antibody [EPR4183] (ab108369)

Please note: All products are "FOR RESEARCH USE ONLY. NOT FOR USE IN DIAGNOSTIC PROCEDURES"

Our Abpromise to you: Quality guaranteed and expert technical support

- Replacement or refund for products not performing as stated on the datasheet
- Valid for 12 months from date of delivery
- Response to your inquiry within 24 hours
- We provide support in Chinese, English, French, German, Japanese and Spanish
- Extensive multi-media technical resources to help you
- We investigate all quality concerns to ensure our products perform to the highest standards

If the product does not perform as described on this datasheet, we will offer a refund or replacement. For full details of the Abpromise, please visit **https://www.abcam.cn/abpromise** or contact our technical team.

Terms and conditions

- Guarantee only valid for products bought direct from Abcam or one of our authorized distributors